

LEGAL NOTICE

VILLAGE OF ORLAND PARK, ILLINOIS
ADVERTISEMENT FOR BIDS

2012 ROAD IMPROVEMENT PROGRAM

The Village of Orland Park, Illinois will receive sealed bids until 11:00 A.M. on the 19th day of April, 2012, at the Office of the Village Clerk, 14700 S. Ravinia Ave., Orland Park, Illinois 60462, for 2012 Road Improvement Program. All Bids received will be publicly opened and read aloud on said date and time at the Village Hall, 14700 Ravinia Avenue, Orland Park, Illinois, 60462, before the Village Manager or his designee.

The improvements on which bids are requested will require the following construction: Street resurfacing, storm sewer, curb, sidewalk, and paving improvements within the Village of Orland Park.

The contract items including plans and specifications are on file and available for inspection and copies will be available at the Office of the Village Clerk and online on the Village's website www.orland-park.il.us.

No bid shall be withdrawn after the opening of the bid without the consent of the Village for a period of sixty (60) days after the scheduled time of opening and reading bids. Each bid must be accompanied by a bid bond, certified or cashier's check in the amount of ten percent (10%) of the total amount of the bid, as a guarantee that the successful bidder will furnish satisfactory performance and payment bonds in the full amount of the executed Contract and proceed with the work.

The President and Board of Trustees reserve the right to reject any and all bids or parts thereof and to waive any informalities, technicalities and irregularities in bidding and to disregard all non-conforming or conditional bids.

The successful bidder shall be required to comply with the provisions of all State of Illinois and federal laws concerning public works projects as well as the State of Illinois Human Rights Act and the regulations of the Illinois Human Rights Commission. Any contract executed is subject to the Illinois Prevailing Wage Act.

By order of the President and Board of Trustees of the Village of Orland Park, Cook and Will Counties, Illinois.

PRESIDENT AND BOARD OF TRUSTEES
VILLAGE OF ORLAND PARK, ILLINOIS

BY: DAVID P. MAHER
VILLAGE CLERK



VILLAGE OF ORLAND PARK, ILLINOIS

INVITATION TO BID

2012 Road Improvement Program

ISSUED

Thursday, April 5, 2012

BID OPENING

**Thursday, April 19, 2012
11:00 A.M.**

**VILLAGE OF ORLAND PARK, ILLINOIS
2012 ROAD IMPROVEMENT PROGRAM
INVITATION TO BID**

TABLE OF CONTENTS

I. INSTRUCTIONS TO BIDDERS

- Overview 2
- Bid Specifications 4
- General Provisions 5
- Bid Submission Requirements 9
- Evaluation of Bids/Bidders 12
- Bid Submittal Checklist 13

II. REQUIRED BID SUBMISSION DOCUMENTS

- Bidder Summary Sheet 15
- Unit Price Bid Sheet 16
- Business Organization 19
- Certificate of Eligibility to Enter into Contracts 20
- Equal Employment Opportunity 21
- Certification of Compliance With the Illinois Prevailing Wage Act 23
- Contractor's Certification Sexual Harassment, Tax & Substance Abuse . 24
- Apprenticeship and Training Program Certification 25
- References 26
- Insurance Requirements 27

III. ADDITIONAL INFORMATION

- Exhibit A Local Vendor Purchasing Policy 29
- Exhibit B Sample Contract (with General Conditions) 30
- Special Provisions 46
- Construction Details 64
- 2012 Road Improvement Program Plans
(Under separate cover - not attached to Invitation to Bid)

**VILLAGE OF ORLAND PARK, ILLINOIS
2012 ROAD IMPROVEMENT PROGRAM
INVITATION TO BID**

I. INSTRUCTIONS TO BIDDERS

OVERVIEW

The Village of Orland Park requests Bids for the 2012 Road Improvement Program (“the Project”) in the Village of Orland Park, Illinois (“Village”). See the Plans and Specifications prepared by the Village for details on the Project (“Plans and Specifications”).

In order to be responsive, **SEALED BIDS must be** signed and received by the Village of Orland Park in the Office of the Village Clerk, 14700 South Ravinia Avenue, Orland Park, Illinois 60462, **not later than 11:00 a.m., local prevailing time on Thursday, April 19, 2012.** All sealed bids must be submitted to the Village Clerk, located at the above stated address. All sealed bids submitted properly will be opened publicly and read aloud immediately following the stated submission time for the Project which described in detail consists of the following:

Street resurfacing, storm sewer, curb, sidewalk, and paving improvements

Oral, telephonic, facsimile or electronically transmitted bids shall not be considered.

The Village of Orland Park, in accordance with Title VI of the Civil Rights Act of 1964, 78 Stat. 252, 42 U.S.C. 200d-4 and Title 49; Code of Federal Regulations, Subtitle A., Part 21 (Non-discrimination in Federally-Assisted Programs of the Department of Transportation) issued pursuant to said Act, hereby notifies all bidders that it will affirmatively ensure that in regard to any Contract entered into pursuant to this invitation, minority business enterprises as further specified herein will be afforded full opportunity to submit bids in response to this invitation to bid and will not be discriminated against on the grounds of race, color, creed, sex, disability, or national origin in consideration for an award

No oral comments will be made to any Bidder as to the meaning of the Plans and Specifications or other contract documents. Requests for comments must be made in writing. Contact Rich Rittenbacher by fax at (708) 403-8798, if you have any technical questions on this project. Inquiries received in writing within five (5) or more business days prior to the bid opening will be given consideration and answers will be provided in writing to all potential bidders and will be available to the public. Bidders will not be relieved of obligations due to failure to examine or receive documents, visit the site or become familiar with conditions or facts of which the Bidder should have been aware and the Village will reject all claims related thereto.

Information (other than in the form of a written Addendum issued by the Village) from any officer, agent, or employee of the Village or any other person shall not affect the risks or obligations assumed by the bidder or relieve him from fulfilling any of the conditions and

**VILLAGE OF ORLAND PARK, ILLINOIS
2012 ROAD IMPROVEMENT PROGRAM
INVITATION TO BID**

obligations set forth in the bid and other contract documents. Before the bids are opened, all modification or additions to the Plans, Specifications or General Provisions, or other bid documents will be made in the form of a written Addendum issued by the Village. The Village will send copies of any such Addendum not less than three (3) business days before bids are opened to those persons who have received bid packages and provided sufficient contact information. In the event of conflict with the original contract documents, addenda shall govern all other contract documents to the extent specified. Subsequent addenda shall govern over prior addenda only to the extent specified.

The bidder shall be required to acknowledge receipt of the formal Addendum by signing the Addendum and including it with the bid quotation. Failure of a bidder to include a signed formal Addendum in its bid quotation shall deem its quotation non-responsive; provided, however, that the Village may waive this requirement in its best interest.

Any references in the Plans and Specifications to manufacturer's name, trade name, or catalog number (unless otherwise specified) is intended to be descriptive but not restrictive and only to indicate articles or materials that will be satisfactory. Bids on other makes and catalogs will be considered, provided each bidder clearly states on the face of their bid exactly what is proposed to be furnished. Unless so stated in the bid, it shall be understood that the bidder intends to furnish the item specified and does not propose to furnish an "equal." The Village hereby reserves the right to approve as an equal, or to reject as not being an equal any article the bidder proposes to furnish which contains minor or major variations from specification requirements, but which may comply substantially therewith.

**VILLAGE OF ORLAND PARK, ILLINOIS
2012 ROAD IMPROVEMENT PROGRAM
INVITATION TO BID**

BID SPECIFICATIONS FOR:

2012 Road Improvement Program

SCOPE OF WORK:

The Village of Orland Park, Illinois is requesting bids for street resurfacing, storm sewer, curb, sidewalk, and paving improvements on various roadways in the Village of Orland Park as shown on the plans accompanying this bid.

SPECIAL CONDITIONS:

All bidders shall be pre-qualified by the Illinois Department of Transportation. All work shall be performed in accordance with the latest editions of the following: Illinois Department of Transportation "Standard Specifications for Road and Bridge Construction" along with the latest edition of "Supplemental Specifications and Recurring Special Provisions" (collectively the "SSRBC"), the "Illinois Manual on Uniform Traffic Control Devices for Streets and Highways", and the "Standard Specifications for Water and Sewer Main Construction in Illinois." Section III contains additional specifications, which must also be adhered to (where applicable), in the form of:

- Special Provisions
- Construction Details

Additionally, the contractor shall submit a construction schedule prior to starting any work, and shall submit weekly progress reports until all work is completed.

Bid Submission:

Please provide a Total Cost on the Bidder Summary Sheet located in Section II and unit prices and extended amounts for each item, on the Unit Price Bid Sheet also located in Section II.

**VILLAGE OF ORLAND PARK, ILLINOIS
2012 ROAD IMPROVEMENT PROGRAM
INVITATION TO BID**

GENERAL PROVISIONS

Contract – The Additional Information section includes a sample standard contract, subject to modifications, that the successful bidder will be required to enter into with the Village of Orland Park within ten (10) business days of notice of bid award (hereinafter referred to as the “Contract”).

This contract will be satisfied upon completion, inspection, acceptance, and final payment for the work performed. Certain provisions of the Contract shall survive the expiration or termination of the Contract.

Resident Inspector – The Director of Public Works or his designee reserves the right to make any inspections at any time.

Period of Performance - Actual work cannot begin until the Village issues a written Notice to Proceed to the Contractor. In order to receive said Notice, the Contractor shall submit to the Village for its approval all the necessary contracts, bonds, and insurance. Village approval of the contracts, bonds, and insurance shall be evidenced by its issuance of the signed contract by the Village and the Notice to Proceed. The Village reserves the right to terminate the relationship with the successful bidder if these documents are not submitted to and approved by the Village within ten (10) days of notice of bid award.

The work to be performed by the successful bidder shall be complete on or before October 15, 2012. Liquidated damages shall be assessed daily after October 15, 2012 if the work is not complete.

Should the Contractor neglect, refuse, or fail to complete the work under the contract by October 15, 2012, and in view of the difficulty of estimating with exactness the damages caused by such delay, the Village will have the right to charge the Contractor for each and every calendar day that the work is not complete according to the Village’s Plans and Specifications, as liquidated damages and not a penalty. This amount shall be calculated as shown in the ***Schedule of Deductions for Each Day of Overrun in Contract Time***, per ***Article 108.09: Failure to Complete the Work on Time*** of the ***Illinois Department of Transportation Standard Specifications for Road and Bridge Construction*** in its latest edition.

**VILLAGE OF ORLAND PARK, ILLINOIS
2012 ROAD IMPROVEMENT PROGRAM
INVITATION TO BID**

Payments – Payment terms shall be pursuant to the provisions of the Local Government Prompt Payment Act (50 ILCS 505/1 *et seq.*) after receipt by the Village of Contractor's Dated Invoice, Contractor's Sworn Statement, and Lien Waiver for the amount being requested. Invoices should include the following information:

- Name and address of contractor
- Purchase order number
- Dates of service
- Previous retainage to date
- Current invoice amount
- Invoices from subcontractors
- Lien Waivers from subcontractors
- Current retainage
- Total retainage amount including current invoice

Invoices for payment must be approved by the Director of Public Works. Ten percent (10%) of the amount due will be retained from payments for completed work. Additional amounts, determined by the Director of Public Works may be withheld, until final acceptance is given. The retained amount will be authorized for payment only after all work is accepted as complete and satisfactory by the Director of Public Works.

The Village has the right to request photocopies of cancelled checks from the Contractor to his subcontractors, manufacturers, and suppliers, etc., as well as, certified payrolls. Copies of these cancelled checks and payrolls along with all applicable Lien Waivers shall accompany each pay request and shall be submitted for the month previous to the amount shown on the pay request minus retainage.

Upon the Village's request, invoices for progress payments must include supporting documentation such as packing slips, subcontractor's invoice and material invoices.

Changes in the Scope of Work - Changes in the contractual scope of work shall be preceded by a duly executed Change Order itemizing any change in the Contract sum or terms and conditions and, if required by the Village, approved by the Village Board of Trustees prior to acceptance of the Change Order.

Assignment – Successful bidder shall not assign the work of this Project without the prior written approval of the Village.

Compliance with Laws – The bidder shall at all times observe and comply with all laws, ordinances and regulations of the federal, state, local and Village governments, which may in any manner affect the preparation of bids or the performance of the Contract.

Bidder hereby agrees that it will comply with all requirements of the Illinois Human Rights Act,

**VILLAGE OF ORLAND PARK, ILLINOIS
2012 ROAD IMPROVEMENT PROGRAM
INVITATION TO BID**

775 ILCS 5/1-101 et seq., including the provision dealing with sexual harassment and that if awarded the Contract will not engage in any prohibited form of discrimination in employment as defined in that Act and will require that its subcontractors agree to the same restrictions. The contractor shall maintain, and require that its subcontractors maintain, policies of equal employment opportunity which shall prohibit discrimination against any employee or applicant for employment on the basis of race, religion, color, sex, national origin, ancestry, citizenship status, age, marital status, physical or mental disability unrelated to the individual's ability to perform the essential functions of the job, association with a person with a disability, or unfavorable discharge from military service. Contractors and all subcontractors shall comply with all requirements of the Act and of the Rules of the Illinois Department of Human Rights with regard to posting information on employees' rights under the Act. Contractors and all subcontractors shall place appropriate statements identifying their companies as equal opportunity employers in all advertisements for workers to be employed in work to be performed.

Not less than the Prevailing Rate of Wages as found by the Village of Orland Park or the Department of Labor (<http://www.state.il.us/agency/idol/rates/rates.HTM>) shall be paid to laborers, workmen, and mechanics performing work under the Contract. If awarded the Contract, contractor must comply with all provisions of the Illinois Prevailing Wage Act, including, but not limited to, providing certified payroll records monthly to accounts payable, along with the invoice. Contractor and subcontractors shall be required to comply with all applicable federal laws, state laws and regulations regarding minimum wages, limit on payment to minors, minimum fair wage standards for minors, payment of wage due employees, and health and safety of employees. Contractor and subcontractor are required to pay employees all rightful salaries, medical benefits, pension and social security benefits pursuant to applicable labor agreements and federal and state statutes and to further require withholdings and deposits therefore.

As required by Village code, any contractor doing work in the Village must obtain a Contractor's license from the Village of Orland's Building Department.

Guarantees and Warranties - All guarantees and warranties required shall be furnished by the bidder if awarded the Contract and shall be delivered to the Finance Department before final payment on the Contract is issued.

By submitting a bid, bidder expressly warrants that materials and equipment furnished under the contract will be of good quality and new unless otherwise expressly required or permitted by the contract documents, that the work will be free from defects for one (1) year from the issuance of the final payment by the Village and deficiencies shall be corrected by the contractor under its warranty immediately upon notification from the Village.

Alternates - Equipment and materials are specified. Alternate equipment and or material other than those outlined within this packet will need to be specified with a cut sheet within the contractor's bid. If for any reason and at the sole discretion of the Village of Orland Park any

**VILLAGE OF ORLAND PARK, ILLINOIS
2012 ROAD IMPROVEMENT PROGRAM
INVITATION TO BID**

alternate equipment and or materials are deemed to be unacceptable the entire bid maybe disregarded.

Indemnification - The selected contractor shall indemnify and hold harmless the Village of Orland Park ("Village"), its trustees, officers, directors, agents, employees, representative and assigns, from lawsuits, actions, costs (including attorney's fees), claims or liability of any character, incurred due to the alleged negligence of the Contractor, brought because of any injuries or damages received or sustained by any person, persons or property on account of any act or omission, neglect or misconduct of said Contractor, its officers, agents and/or employees arising out of, or in performance of any of the provisions of the Contract Documents, including any claims or amounts recovered for any infringements of patent, trademark or copyright; or from any claims or amounts arising or recovered under the "Worker's Compensation Act: or any other law, ordinance, order or decree. In connection with any such claims, lawsuits, actions or liabilities, the Village, its trustees, officers, directors, agents, employees, representatives and their assigns shall have the right to defense counsel of their choice. The Contractor shall be solely liable for all costs of such defense and for all expenses, fees, judgments, settlements and all other costs arising out of such claims, lawsuits, actions or liabilities.

The Contractor shall not make any settlement or compromise of a lawsuit or claim, or fail to pursue any available avenue of appeal of any adverse judgment, without the approval of the Village and any other indemnified party. The Village or any other indemnified party, in its or their sole discretion, shall have the option of being represented by its or their own counsel. If this option is exercised, then the Contractor shall promptly reimburse the Village or other indemnified party, upon written demand, for any expenses, including but not limited to court costs, reasonable attorneys' and witnesses' fees and other expenses of litigation incurred by the Village or other indemnified party in connection therewith.

Freedom of Information Act Compliance - The Illinois Freedom of Information Act (FOIA) has been amended and effective January 1, 2010. This amendment adds a provision to Section 7 of the Act which applies to public records in the possession of a party with whom the Village of Orland Park has contracted. The Village of Orland Park will have only a very short period of time from receipt of a FOIA request to comply with the request, and there is a significant amount of work required to process a request including collating and reviewing the information.

The undersigned acknowledges the requirements of FOIA and agrees to comply with all requests made by the Village of Orland Park for public records (as that term is defined by Section 2(c) of FOIA) in the undersigned's possession and to provide the requested public records to the Village of Orland Park within two (2) business days of the request being made by the Village of Orland Park. The undersigned agrees to indemnify and hold harmless the Village of Orland Park from all claims, costs, penalty, losses and injuries (including but not limited to, attorney's fees, other professional fees, court costs and/or arbitration or other dispute resolution costs) arising out of or relating to its failure to provide the public records to

**VILLAGE OF ORLAND PARK, ILLINOIS
2012 ROAD IMPROVEMENT PROGRAM
INVITATION TO BID**

the Village of Orland Park under this agreement.

BID SUBMISSION REQUIREMENTS

Bidder must submit two (2) complete, sealed, signed and attested bound copies of the bid, and one (1) complete, identical, unbound sealed copy of the bid, and shall have provided all requested information, and submitted all appropriate forms, certificates, affidavits and addendum acknowledgements in each copy in order to be considered responsive. All copies shall contain the forms with the original signatures. All copies shall include a copy of the bid bond, with the original kept separate.

Once submitted, no bid may be withdrawn without the Village's consent, but it may be superseded by a subsequent timely bid. Any bid received after the time and date specified for opening, or any postponement thereof, will not be considered. Bids shall be irrevocable for a period of sixty (60) calendar days after the Village opens them.

Each bidder is responsible for reading the bid documents and determining that the Plans and Specifications describe the work to be performed in sufficient detail. Failure of a bidder to do so shall not relieve the bidder of any obligation with respect to said bid. Bidders shall notify the Village of any inappropriate service, brand name, component, or equipment called for by the Village in the Plans and Specifications and shall note in its bid the adjustments made to accommodate such deficiencies in the Plans and Specifications. After bids have been opened, no bidder shall assert that there was a misunderstanding concerning the nature of the work to be done or the quantities and specifications of the equipment/materials/items to be delivered, and no such claim shall relieve a bidder from its obligation to perform. All bids must be made only on the forms provided by the Village and must be made in accordance with this Invitation to Bid and Plans and Specifications (Project manual), all of which are on file and may be obtained for examination in the Clerk's Office at the above address and are made part of this notice as though fully set forth herein.

Bidder Summary Sheet – Section II includes the Bidder Summary Sheet that must be completed and submitted with the bid package.

Unit Price Bid Sheet – Section II includes the Unit Price Bid Sheet that must be fully completed and submitted with the bid package.

Bid Deposit - Each bid must be accompanied by a bid deposit, as earnest money, in the form of a bid bond, a certified check or cashier's check, drawn on a responsible bank, made payable to the order of the Village of Orland Park for 10% of the total amount of the base bid price. As soon as the bid prices have been compared, the Village will return the deposit of all except the three lowest bidders.

References - Bidders shall provide a list of three (3) projects completed by the contractor

**VILLAGE OF ORLAND PARK, ILLINOIS
2012 ROAD IMPROVEMENT PROGRAM
INVITATION TO BID**

utilizing the materials, equipment, and construction methods specified in this proposal. This list shall contain the following information for each of the projects:

1. Project Location
2. Owner of project
3. Owner's representative, address and telephone number
4. Description of work performed, including materials and equipment
5. Total cost of the project
6. Date of completion

Bidders grant Village permission to use this information to contact references and ask questions regarding prior work performance. Information gained from bidder's references will be used by the Village to further evaluate the bidder's qualifications.

Insurance – Contractor shall purchase and maintain, at all times during the performance of the work under this Contract, insurance coverage and endorsements, including Worker's Compensation, Automobile Liability, Comprehensive General Liability and Excess Liability, in the amounts set forth in the Village's Insurance Requirements attached in Section II. **Bidders must sign and submit with the bid, the Insurance Requirements page, as recognition of the insurance coverage and amounts (hereinafter referred to as "coverage(s)") that will be required to be in place before the commencement of any work by the successful bidder.** By signing this form, the bidder is certifying that in the event the bidder does not already have the required insurance coverage in place, that the bidder has checked with their insurance carrier and verified that the coverage and endorsements requested will be able to be obtained by the bidder within ten (10) days after the date of the Notice of Award of the Contract. The bidder has the sole responsibility of verifying that the coverage and endorsements will be available for purchase and has made any and all inquiries necessary to satisfy this requirement and fully inform themselves in regards to any additional policy premiums the successful bidder may incur as a result of obtaining said required coverage's. The bidder also represents that they have taken the insurance requirements into account and at the bidders' sole discretion, has factored this into the bid prices submitted. The successful bidder is solely and entirely responsible for the payment of policy premiums and in no event will the Village of Orland Park be obligated to incur any additional expense, nor will the Village increase the amount of the Contract above the amount bid, as a result of any expense the successful bidder may incur to satisfy the obligations required herein.

Please submit with the bid, a current policy Specimen Certificate of Insurance showing the insurance coverages the bidder currently has in force.

Upon award of the contract, any insurance policies providing the coverages required of the Contractor shall be specifically endorsed to identify "*The Village of Orland Park, and their respective officers, trustees, directors, employees and agents as Additional Insureds on a primary/non-contributory basis with respect to all claims arising out of operations by or on behalf of the named insured.*" If the named insureds have other applicable insurance coverage, that coverage shall be deemed to be on an excess or contingent basis. The policies shall also

**VILLAGE OF ORLAND PARK, ILLINOIS
2012 ROAD IMPROVEMENT PROGRAM
INVITATION TO BID**

contain a "Waiver of Subrogation in favor of the Additional Insureds in regards to General Liability and Workers Compensation coverage's." The certificate of insurance shall also state this information on its face and endorsements will be required to be submitted if awarded the contract.

Performance Bond –When the Contract is executed with the final successful bidder, the deposits of the other remaining unsuccessful bidders will be returned or otherwise caused to be cancelled. The bid deposit of the successful bidder will be retained until Payment and Performance Bonds and Insurance Certificates have been received and approved, at which time the bid bond will be returned. A Payment and Performance Bond, in the amount of one hundred percent (100%) of the contract price, with a corporation surety satisfactory to the Village, will be required to assure performance of the Contract. Any attorney-in-fact who signs any bond must attach to each bond an effective copy of his power of attorney, the date of the bond specifically including such date within the authority conferred thereby.

Payment and Performance Bonds must be provided by a company listed in Federal Register Circular 570, latest revision, Surety Companies Acceptable on Federal Bonds, and a Financial Rating of V or better as published by Best's Key Rating Guide, latest edition. Additionally, the bonding firm must be registered to do business in Illinois by the State of Illinois Department of Insurance.

In case of failure of the bidder to timely provide the Payment and Performance Bonds and Certificate of Insurance, the Village may at its option, declare the bidder in default of the Contract, in which case the bid deposit accompanying the bid shall be forfeited to, and shall become the property of the Village. The Village may elect either to accept the next lowest responsible bid, or re-advertise for new bids and take such other actions as are provided for under the default termination provisions of the Contract.

Execution of the Contract by the Village will be contingent upon provision of the required bonds and insurance certificates. A "Notice to Proceed" will not be issued and work may not commence until required payment and performance bonds are in place.

Bid Price - The submitted bid price shall include all permits, insurance, bonds, goods/materials/equipment, plant facilities, work and expense necessary to perform the work in accordance with the Plans and Specifications included in this bid package. The submitted bid price shall not include any amount for sales or use taxes, or any other tax from which the Village is exempt.

The Plans and Specifications describe the standards of construction and are not intended to describe a particular manufacturer's product.

**VILLAGE OF ORLAND PARK, ILLINOIS
2012 ROAD IMPROVEMENT PROGRAM
INVITATION TO BID**

EVALUATION OF BIDS/BIDDERS

The Village reserves the right to accept any bid, any part or parts thereof, or to reject any and all bids.

Bids received from contractors not pre-qualified by IDOT will not be considered.

The Village reserves the right to waive minor informalities or irregularities in the bids received, to accept any bid deemed advantageous to the Village, or to reject any and all bids submitted. Conditional bids, or those which take exception to the Contract documents without prior written approval from the Village, may be considered non-responsive and may be rejected.

The Village may make such investigations as it deems necessary to determine the ability of the bidder to perform the work in conformity with the Contract documents, and the bidder shall furnish to the Village all such information and data for this purpose as the Village may request.

The Contract shall be awarded to the lowest responsive, responsible bidder. In determining the lowest responsive and responsible bid, consideration will be given to several factors, including but not limited to price, financial responsibility of the bidder, completion date, responsiveness to the specifications, and the experience of the Village and other purchasers with the bidders.

Award of the contract is subject to Village of Orland Park Board approval. The Corporate Authority of the Village may elect to enforce its Local Vendor Purchasing Policy (see Section III Exhibit A – Local Vendor Purchasing Policy) when awarding the contract.

By submitting its bid, the bidder agrees to furnish, upon request from the Village, all information (including a list of subcontractors and suppliers and their prices) reasonably necessary for analysis. Furthermore, the Village may request that the bidder show, in detail, the kinds, quantities, and prices of direct material and direct labor used to develop prices/costs submitted in the bid. In addition, the Village reserves the right to request and receive information explaining the estimating process, including the judgmental factors and methods used to project from known data, and the contingencies used. The Village may require the bidder to show how it computes and applies indirect costs, and to show trend and budgetary data.

The Village may also conduct a pre-award facility survey of the bidder. This survey may include, but is not limited to, determining if the bidder has the experience, capability, necessary facilities and financial resources to complete the contract in a satisfactory manner within the required time.

The Village award will be made within sixty (60) calendar days after the date of the bid opening, or any mutually agreed extension thereof.

**VILLAGE OF ORLAND PARK, ILLINOIS
2012 ROAD IMPROVEMENT PROGRAM
INVITATION TO BID**

BID SUBMITTAL CHECKLIST

In order to be responsive, the bidder must submit all of the following items:

- Sealed Bid Envelope - **Addressed to the Village of Orland Park, Attn: Village Clerk's Office**, 14700 S. Ravinia Ave., Orland Park, IL 60462, and labeled: **2012 Road Improvement Program - Bid**, in the lower left hand corner.
- Bid - Bidder must submit **two (2) complete, sealed, signed and attested bound copies of the bid, and one (1) complete, identical, unbound copy of the bid**, and shall have provided all requested information, and submitted all appropriate forms, certificates, affidavits and addendum acknowledgements in each copy in order to be considered responsive. All copies shall contain the forms with the original signatures (please include a photocopy of the bid bond in all copies – original kept separate). Note: only include those required documents listed in Section II and Section III in the bid submission.
- Bid Bond/Check for 10% of the bid amount
- All forms completed from Section II:
 - Bidder Summary Sheet
 - Unit Price Bid Sheet
 - Business Organization
 - Certificate of Eligibility to Enter into Public Contracts
 - Equal Employment Opportunity
 - Certification of Compliance With the Illinois Prevailing Wage Act
 - Contractor's Certification Sexual Harassment, Tax & Substance Abuse
 - Apprenticeship and Training Program Certification
 - References
 - Insurance Requirements

II – REQUIRED BID SUBMISSION DOCUMENTS

BIDDER SUMMARY SHEET

2012 Road Improvement Program

IN WITNESS WHEREOF, the parties hereto have executed this Bid as of date shown below.

Firm Name: _____

Address: _____

City, State, Zip Code: _____

Contact Person: _____

FEIN #: _____

Phone: (____) _____ Fax: (____) _____

E-mail Address: _____

Signature of Authorized Signee: _____

Title: _____ Date: _____

RECEIPT OF ADDENDA: The receipt of the following addenda is hereby acknowledged:

Addendum No. _____, Dated _____

Addendum No. _____, Dated _____

TOTAL BID PRICE: \$ _____

ACCEPTANCE: This proposal is valid for _____ calendar days from the date of submittal.
(NOTE: At least 60 days should be allowed for evaluation and approval.)

UNIT PRICE BID SHEET

2012 Road Improvement Program

Orland Park Street Resurfacing, Storm Sewer, Curb, Sidewalk, and Paving Improvements

The undersigned, having become familiar with the Documents, Construction Plans, and Specifications on file in the office of the Owner as designated in the Invitation to Bid, hereby proposes to provide and furnish all of the labor, materials, necessary tools, expendable equipment and all utility and transportation services necessary to perform and complete in a workmanlike manner all of the work required for and the work described in the following schedule in connection with the construction of the 2012 Road Improvement Program - street resurfacing, storm sewer, curb, sidewalk, and paving improvements.

<u>ITEM</u>	<u>DESCRIPTION</u>	<u>QUANTITY</u>	<u>UNIT PRICE</u>	<u>AMOUNT</u>
01.	PORTLAND CEMENT CONCRETE SIDEWALK, 5 INCH	18250 S.F.	_____	_____
02.	SIDEWALK REMOVAL	15250 S.F.	_____	_____
03.	DETECTABLE WARNINGS	1202 S.F.	_____	_____
04.	COMBINATION CONCRETE CURB AND GUTTER, TYPE M2.12	10110 L.F.	_____	_____
05.	COMBINATION CONCRETE CURB AND GUTTER, TYPE B6.12	270 L.F.	_____	_____
06.	COMBINATION CURB AND GUTTER REMOVAL	10380 L.F.	_____	_____
07.	CONCRETE SLAB RAISING	1150 S.F.	_____	_____
08.	SHOTCRETE CURB REPAIR	2240 L.F.	_____	_____
09.	REMOVE & REPLACE 6 INCH P.C.C. DRIVEWAY PAVEMENT	780 S.F.	_____	_____
10.	REMOVE & REPLACE 2.5 IN. ASPHALT DRIVEWAY PAVEMENT	210 S.Y.	_____	_____
11.	PAVING BRICK DRIVEWAY REPAIR	92 S.Y.	_____	_____
12.	STAMPED COLORED P.C.C. DRIVEWAY REPAIR, 6 INCH	110 S.F.	_____	_____
13.	IMPRINTED HMA DRIVEWAY REPAIR	6 S.Y.	_____	_____
14.	HMA BINDER COURSE- PATH, IL-19.0, N50	142 TON	_____	_____

<u>ITEM</u>	<u>DESCRIPTION</u>	<u>QUANTITY</u>	<u>UNIT PRICE</u>	<u>AMOUNT</u>
15.	HMA SURFACE COURSE- PATH, MIX "C", N50	417 TON		
16.	EARTH EXCAVATION	631 C.Y.		
17.	HOT-MIX ASPHALT SURFACE REMOVAL, BUTT JOINT	1560 S.Y.		
18.	HOT-MIX ASPHALT SURFACE REMOVAL, 1 3/4"	14300 S.Y.		
19.	HOT-MIX ASPHALT SURFACE REMOVAL, EDGE MILL	32360 S.Y.		
20.	BITUMINOUS MATERIALS (PRIME COAT)	8060 GAL.		
21.	AGGREGATE (PRIME COAT)	410 GAL.		
22.	CLASS D PATCHES, VARIOUS TYPES	2880 TON		
23.	CLASS D PATCHES, VARIOUS TYPES- OFFSITE	850 TON		
24.	CLASS D PATCHES, VARIOUS TYPES- PATH	70 TON		
25.	MIXTURE FOR CRACKS, JOINTS AND FLANGEWAYS	9 TON		
26.	AGGREGATE BASE COURSE, TYPE B	737 TON		
27.	TRENCH BACKFILL, CA-7	404 TON		
28.	TRENCH BACKFILL, CA-6	893 TON		
29.	POLYMERIZED LEVELING BINDER (MACHINE METHOD), N50	3825 TON		
30.	HOT-MIX ASPHALT SURFACE COURSE, MIX "C", N50	10000 TON		
31.	STRIP REFLECTIVE CRACK CONTROL TREATMENT	720 S.F.		
32.	SEEDING, CLASS 1 (& TOPSOIL)	1260 S.Y.		
33.	EROSION CONTROL BLANKET	1260 S.Y.		
34.	SODDING (& TOPSOIL)	2260 S.Y.		
35.	PIPE UNDERDRAIN, 6" PERFORATED PVC	2465 L.F.		
36.	INLET, TYPE A, FRAME & LID	8 EA.		
37.	FRAME & LID TO BE ADJUSTED (Steel Ring)	12 EA.		

<u>ITEM</u>	<u>DESCRIPTION</u>	<u>QUANTITY</u>	<u>UNIT PRICE</u>	<u>AMOUNT</u>
38.	MANHOLE/INLET TO BE ADJUSTED	57 EA.	_____	_____
39.	RECONSTRUCT MANHOLE, BLOCK	3 EA.	_____	_____
40.	RECONSTRUCT MANHOLE, CONE SECTION	1 EA.	_____	_____
41.	RECONSTRUCT MANHOLE, FLAT SLAB TOP	1 EA.	_____	_____
42.	RE-MORTAR STRUCTURE	105 EA.	_____	_____
43.	DETECTOR LOOP, TYPE 1	550 L.F.	_____	_____
44.	THERMOPLASTIC PAVEMENT MARKING, LINE	5263 S.F.	_____	_____
45.	THERMOPLASTIC PAVEMENT MARKING, LETTERS AND SYMBOLS	109.2 S.F.	_____	_____
46.	EPOXY PAVEMENT MARKING, LINE 4"	4100 L.F.	_____	_____
47.	TRAFFIC CONTROL AND PROTECTION, 143RD STREET	1 L.S.	_____	_____

TOTAL AMOUNT

\$ _____
(Enter this amount as Total Bid Price on bidder summary sheet)

The foregoing total shall be the basis for establishing the amount of the labor and payment and performance bonds and is not to be construed as a lump sum Contract Price. The actual number of units used will determine the final cost of the project

Bidder/Contractor:

Firm Name: _____

Signed: _____

Title: _____

Dated: _____

BUSINESS ORGANIZATION:

_____ Sole Proprietor: An individual whose signature is affixed to this bid.

_____ Partnership: Attach sheet and state full names, titles and address of all responsible principals and/or partners. Provide percent of ownership and a copy of partnership agreement.

_____ Corporation: State of incorporation: _____
Provide a disclosure of all officers and principals by name and business address, date of incorporation and indicate if the corporation is authorized to do business in Illinois.

In submitting this bid, it is understood that the Village of Orland Park reserves the right to reject any or all bids, to accept an alternate bid, and to waive any informalities in any bid.

In compliance with your Invitation to Bid, and subject to all conditions thereof, the undersigned offers and agrees, if this bid is accepted, to furnish the services as outlined.

_____ (Corporate Seal)
Business Name

_____ Signature _____ Print or type name

_____ Title _____ Date

**CERTIFICATION OF ELIGIBILITY
TO ENTER INTO PUBLIC CONTRACTS**

IMPORTANT: THIS CERTIFICATION MUST BE EXECUTED.

I, _____, being first duly sworn certify
and say that I am _____
(insert "sole owner," "partner," "president," or other proper title)

of _____, the Prime Contractor submitting this proposal, and that the Prime Contractor is not barred from contracting with any unit of state or local government as a result of a violation of either Section 33E-3, or 33E-4 of the Illinois Criminal Code, or of any similar offense of "bid-rigging" or "bid-rotating" of any state or of the United States.

Signature of Person Making Certification

Subscribed and Sworn To
Before Me This _____ Day
of _____, 2012.

Notary Public

EQUAL EMPLOYMENT OPPORTUNITY

Section I. This EQUAL EMPLOYMENT OPPORTUNITY CLAUSE is required by the Illinois Human Rights Act and the Rules and Regulations of the Illinois Department of Human Rights published at 44 Illinois Administrative Code Section 750, et seq.

Section II. In the event of the Contractor's noncompliance with any provision of this Equal Employment Opportunity Clause, the Illinois Human Right Act, or the Rules and Regulations for Public Contracts of the Department of Human Rights (hereinafter referred to as the Department) the Contractor may be declared non-responsible and therefore ineligible for future contracts or subcontracts with the State of Illinois or any of its political subdivisions or municipal corporations, and this agreement may be canceled or avoided in whole or in part, and such other sanctions or penalties may be imposed or remedies involved as provided by statute or regulation.

During the performance of this Agreement, the Contractor agrees:

A. That it will not discriminate against any employee or applicant for employment because of race, color, religion, sex, national origin or ancestry; and further that it will examine all job classifications to determine if minority persons or women are underutilized and will take appropriate affirmative action to rectify any such underutilization.

B. That, if it hires additional employees in order to perform this Agreement, or any portion hereof, it will determine the availability (in accordance with the Department's Rules and Regulations for Public Contracts) of minorities and women in the area(s) from which it may reasonably recruit and it will hire for each job classification for which employees are hired in such a way that minorities and women are not underutilized.

C. That, in all solicitations or advertisements for employees placed by it or on its behalf, it will state that all applicants will be afforded equal opportunity without discrimination because of race, color, religion, sex, marital status, national origin or ancestry, age, or physical or mental handicap unrelated to ability, or an unfavorable discharge from military service.

D. That it will send to each labor organization or representative of workers with which it has or is bound by a collective bargaining or other agreement or understanding, a notice advising such labor organization or representative of the Contractor's obligations under the Illinois Human Rights Act and Department's Rules and Regulations for Public Contract.

E. That it will submit reports as required by the Department's Rules and Regulations for Public Contracts, furnish all relevant information as may from time to time be requested by the Department or the contracting agency, and in all respects comply with the Illinois Human Rights Act and Department's Rules and Regulations for Public Contracts.

F. That it will permit access to all relevant books, records, accounts and work sites by personnel of the contracting agency and Department for purposes of investigation to

ascertain compliance with the Illinois Human Rights Act and Department's Rules and Regulations for Public Contracts.

G. That it will include verbatim or by reference the provisions of this Equal Employment Opportunity Clause in every subcontract it awards under which any portion of this Agreement obligations are undertaken or assumed, so that such provisions will be binding upon such subcontractor. In the same manner as the other provisions of this Agreement, the Contractor will be liable for compliance with applicable provisions of this clause by such subcontractors; and further it will promptly notify the contracting agency and the Department in the event any subcontractor fails or refuses to comply therewith. In addition, the Contractor will not utilize any subcontractor declared by the Illinois Human Rights Department to be ineligible for contracts or subcontracts with the State of Illinois or any of its political subdivisions or municipal corporations.

Section III. For the purposes of subsection G of Section II, "subcontract" means any agreement, arrangement or understanding, written or otherwise, between the Contractor and any person under which any portion of the Contractor's obligations under one or more public contracts is performed, undertaken or assumed; the term "subcontract", however, shall not include any agreement, arrangement or understanding in which the parties stand in the relationship of an employer and an employee, or between a Contractor or other organization and its customers.

ACKNOWLEDGED AND AGREED TO:

BY: _____

TITLE: _____

WITNESS: _____

DATE: _____

**CERTIFICATION OF COMPLIANCE WITH THE
ILLINOIS PREVAILING WAGE ACT
(820 ILCS 130/0.01, et seq.)**

It is hereby stipulated and certified to the Village of Orland Park, that the undersigned Contractor shall pay not less than the prevailing hourly rate of wages, the generally prevailing rate of hourly wages for legal holiday and overtime work, and the prevailing hourly rate for welfare and other benefits as determined by the Illinois Department of Labor and as set forth in the schedule of prevailing wages for this contract to all laborers, workers and mechanics performing work under this contract. The undersigned Contractor further stipulates and certifies that he/she/it has maintained a satisfactory record of Prevailing Wage Act compliance with no significant Prevailing Wage Act violations for the past three (3) years. In accordance with Public Act 94-0515, the Contractor will submit to the Village certified payroll records (to include for every worker employed on the project the name, address, telephone number, social security number, job classification, hourly wages paid in each pay period, number of hours worked each day and starting and ending time of work each day) on a monthly basis, along with a statement affirming that such records are true and accurate, that the wages paid to each worker are not less than the required prevailing rate and that the Contractor is aware that knowingly filing false records is a Class B Misdemeanor.

Contractor:

By: _____
(Authorized Officer)

Subscribed and Sworn To
Before Me This _____ Day
of _____, 2012.

Notary Public

**VILLAGE OF ORLAND PARK
CONTRACTOR'S CERTIFICATION
SEXUAL HARASSMENT, TAX & SUBSTANCE ABUSE**

_____, having been first duly sworn deposes and states as follows:
(Officer or Owner of Company)

_____, having submitted a proposal for:
(Name of Company)

(PROJECT)

to the Village of Orland Park, Illinois, hereby certifies that the undersigned Contractor:

1. has a written sexual harassment policy in place in full compliance with 775 ILCS 5/2-105(A)(4).
2. is not delinquent in the payment of any tax administered by the Illinois Department of Revenue, or if:
 - a. it is contesting its liability for the tax or the amount of tax in accordance with procedures established by the approved Revenue Act; or
 - b. it has entered into an agreement with the Department of Revenue for payment of all taxes due and is currently in compliance with that agreement.
3. is in full compliance with the Federal Highway Administration Rules on Controlled Substances and Alcohol Use and Testing, 49 CFR Parts 40 and 382 and that _____ is/are currently participating
(Name of employee/driver or "all employee drivers")
in a drug and alcohol testing program pursuant to the aforementioned rules.

___ 4A. has in place a written program which meets or exceeds the program requirements of the Substance Abuse Prevention on Public Works Projects Act (Public Act 95-0635), and has provided a written copy thereof to the Village of Orland Park; or

___ 4B. has in place a collective bargaining agreement which deals with the subject matter of the Substance Abuse Prevention on Public Works Projects Act (Public Act 95-0635).

(Check either 4A or 4B, depending upon which certification is correct.)

By: _____
Officer or Owner of Company named above

Subscribed and Sworn To
Before Me This _____ Day
of _____, 2012.

Notary Public

APPRENTICESHIP AND TRAINING PROGRAM CERTIFICATION

I, _____, having been first duly sworn depose
and state as follows:

I, _____, am the duly authorized
agent for _____, which has
submitted a bid to the Village of Orland Park for

_____ and I hereby certify
(Name of Project)

that _____
(Name of Company)

participates in apprenticeship and training programs approved and registered with
the United States Department of Labor Bureau of Apprenticeship and Training.

By: _____

Title: _____

Subscribed and Sworn To
Before Me This _____ Day
of _____, 2012.

Notary Public

REFERENCES

Submit a list of three (3) projects completed by the contractor utilizing the materials, equipment, and construction methods specified in this proposal. Please include all of the following information for each of the projects:

Project name: _____

Project location: _____

Owner: _____

Owner's Representative: _____

Address: _____

Telephone number: _____

Description of work: _____

Total cost of the project: _____ Date of completion: _____

Project name: _____

Project location: _____

Owner: _____

Owner's Representative: _____

Address: _____

Telephone number: _____

Description of work: _____

Total cost of the project: _____ Date of completion: _____

Project name: _____

Project location: _____

Owner: _____

Owner's Representative: _____

Address: _____

Telephone number: _____

Description of work: _____

Total cost of the project: _____ Date of completion: _____

INSURANCE REQUIREMENTS

Please submit a policy Specimen Certificate of Insurance showing bidder’s current coverage’s

WORKERS COMPENSATION & EMPLOYER LIABILITY

\$500,000 – Each Accident
\$500,000 – Policy Limit
\$500,000 – Each Employee
Waiver of Subrogation in favor of the Village of Orland Park

AUTOMOBILE LIABILITY

\$1,000,000 – Combined Single Limit
Additional Insured Endorsement in favor of the Village of Orland Park

GENERAL LIABILITY (Occurrence basis)

\$1,000,000 – Each Occurrence
\$2,000,000 – General Aggregate Limit
\$1,000,000 – Personal & Advertising Injury
\$2,000,000 – Products/Completed Operations Aggregate
Additional Insured Endorsement & Waiver of Subrogation in favor of the Village of Orland Park

EXCESS LIABILITY (Umbrella-Follow Form Policy)

\$5,000,000 – Each Occurrence
\$5,000,000 – Aggregate
EXCESS MUST COVER: General Liability, Automobile Liability, Workers Compensation

Any insurance policies providing the coverage required of the Contractor shall be specifically endorsed to identify “The Village of Orland Park, and their respective officers, trustees, directors, employees and agents as Additional Insureds on a primary/non-contributory basis with respect to all claims arising out of operations by or on behalf of the named insured.” If the named insureds have other applicable insurance coverage, that coverage shall be deemed to be on an excess or contingent basis. The policies shall also contain a Waiver of Subrogation in favor of the Additional Insureds in regards to General Liability and Workers Compensation coverage’s. The certificate of insurance shall also state this information on its face. Any insurance company providing coverage must hold an A VII rating according to Best’s Key Rating Guide. Permitting the contractor, or any subcontractor, to proceed with any work prior to our receipt of the foregoing certificate and endorsement however, shall not be a waiver of the contractor’s obligation to provide all of the above insurance.

The bidder agrees that if they are the selected contractor, within ten days after the date of notice of the award of the contract and prior to the commencement of any work, you will furnish evidence of Insurance coverage providing for at minimum the coverages and limits described above directly to the Village of Orland Park, Denise Domalewski, Contract Administrator, 14700 S. Ravinia Avenue, Orland Park, IL 60462. Failure to provide this evidence in the time frame specified and prior to beginning of work may result in the termination of the Village’s relationship with the selected bidder and the bid will be awarded to the next lowest bidder or result in creation of a new bid.

ACCEPTED & AGREED THIS ____ DAY OF _____, 20__

Signature

Authorized to execute agreements for:

Printed Name & Title

Name of Company

III – ADDITIONAL INFORMATION

EXHIBIT A
VILLAGE OF ORLAND PARK
LOCAL VENDOR PURCHASING POLICY

The Village of Orland Park believes it is important to provide local vendors with opportunities to provide goods and services to the Village of Orland Park. This belief is based upon the fact that the active uses of commercial properties in the Village benefits the community through stabilization of the property tax base, the creation of local sales tax and the provision of employment opportunities for citizens of the community and surrounding region.

In an effort to promote the aforementioned benefits, the Village of Orland Park wishes to provide local vendors with preferential treatment when competing for contracts with the Village. A local vendor is defined as a business that has an actual business location within the corporate boundaries of Orland Park and is licensed by the Village. The Village will not award a contract to a local vendor when the difference between the local vendors bid and the otherwise lowest responsive and responsible bid exceeds the applicable percentage indicated below. As such, when considering contracts, the Village reserves the right to forego the lowest responsive and responsible bid in favor of a local vendor under the following circumstances:

<u>Contract Value</u>	<u>Range (up to a maximum of)</u>
\$0 - \$250,000	2.00%
\$250,000 - 1,000,000	1.50%
\$1,000,000 - 2,000,000	1.00%
Greater than \$2,000,000	Not Applicable

Under no circumstance will any contract be awarded to a local vendor when the local vendor's bid exceeds the lowest responsive and responsible bid by \$20,000 or more.

This Policy shall ONLY apply if formal notice of the aforementioned criteria is provided as part of the bid specifications. In addition, it should be noted that the Village of Orland Park shall not be obligated to forego the low bidder in favor of the local vendor under any circumstances. However, this Policy simply provides the Village with the option of doing so when applicable. Furthermore, this Policy shall not apply in any situation where any portion of the contract amount is being paid with funds other than Village monies. Specifically, this Policy shall not apply in any situation where the Village has received a grant or otherwise received a source of funds other than its own funds.

EXHIBIT B
VILLAGE OF ORLAND PARK
(Contract for Small Construction or Installation Project)

This Contract is made this _____ day of _____, 201__ by and between the Village of Orland Park (hereinafter referred to as the “VILLAGE”) and _____ (hereinafter referred to as the “CONTRACTOR”).

WITNESSETH

In consideration of the promises and covenants made herein by the VILLAGE and the CONTRACTOR (hereinafter referred to collectively as the “PARTIES”), the PARTIES agree as follows:

SECTION 1: THE CONTRACT DOCUMENTS: This Contract shall include the following documents (hereinafter referred to as the “CONTRACT DOCUMENTS”) however this Contract takes precedence and controls over any contrary provision in any of the CONTRACT DOCUMENTS. The Contract, including the CONTRACT DOCUMENTS, expresses the entire agreement between the PARTIES and where it modifies, adds to or deletes provisions in other CONTRACT DOCUMENTS, the Contract’s provisions shall prevail. Provisions in the CONTRACT DOCUMENTS unmodified by this Contract shall be in full force and effect in their unaltered condition.

- The Contract
- The Terms and General Conditions pertaining to the Contract
- The VILLAGE’S Project Manual for the Work as described in Section 2 hereunder
 - The Invitation to Bid
 - The Instructions to the Bidders
- The Bid Proposal as it is responsive to the VILLAGE’s bid requirements
- All Certifications required by the VILLAGE
- Certificates of Insurance
- Performance and Payment Bonds required by the VILLAGE

SECTION 2: SCOPE OF THE WORK AND PAYMENT: The CONTRACTOR agrees to provide labor, equipment and materials necessary to perform the following:

(hereinafter referred to as the “WORK”) as described in the VILLAGE’S Project Manual

(Bid Documents) and the VILLAGE agrees to pay the CONTRACTOR pursuant to the provisions of the Local Government Prompt Payment Act (50 ILCS 505/1 *et seq.*) the following amounts for the WORK:

TOTAL: _____ No/100 (\$ _____) Dollars
(hereinafter referred to as the "CONTRACT SUM.") The CONTRACT SUM shall not be increased without the express written consent of the VILLAGE.

SECTION 3: ASSIGNMENT: CONTRACTOR shall not assign the duties and obligations involved in the performance of the WORK except to the list of Subcontractors approved by the Village, which approval shall not be unreasonably withheld.

SECTION 4: TERM OF THE CONTRACT: The CONTRACTOR shall commence the WORK of this Contract upon receipt of a Notice to Proceed and shall complete performance of the WORK of this Contract by _____, (hereinafter referred to as the "CONTRACT TIME.") Failure to meet the CONTRACT TIME shall be considered an occasion of default under the CONTRACT DOCUMENTS. The CONTRACT TIME shall not be increased without the express written consent of the VILLAGE. Final payment shall be made by the VILLAGE upon inspection of the WORK, completion of any punch list items and after receipt of final release and waiver of liens in accordance with the requirements of the CONTRACT DOCUMENTS. This Contract may be terminated by the VILLAGE for convenience or by either of the PARTIES for default in the performance of the duties of the PARTIES as described in the CONTRACT DOCUMENTS upon thirty (30) day's written notice provided as required herein.

SECTION 5: INDEMNIFICATION AND INSURANCE: The CONTRACTOR shall indemnify and hold harmless the VILLAGE, its trustees, officers, directors, agents, employees and representatives and assigns, from lawsuits, actions, costs (including attorneys' fees), claims or liability of any character, incurred due to the alleged negligence of the CONTRACTOR, brought because of any injuries or damages received or sustained by any person, persons or property on account of any act or omission, neglect or misconduct of said CONTRACTOR, its officers, agents and/or employees arising out of, or in performance of any of the provisions of the CONTRACT DOCUMENTS, including any claims or amounts recovered for any infringements of patent, trademark or copyright; or from any claims or amounts arising or recovered under the "Worker's Compensation Act" or any other law, ordinance, order or decree. In connection with any such claims, lawsuits, actions or liabilities, the VILLAGE, its trustees, officers, directors, agents, employees, representatives and their assigns shall have the right to defense counsel of their choice. The CONTRACTOR shall be solely liable for all costs of such defense and for all expenses, fees, judgments, settlements and all other costs arising out of such claims, lawsuits, actions or liabilities.

The Contractor shall not make any settlement or compromise of a lawsuit or claim, or fail to pursue any available avenue of appeal of any adverse judgment, without the approval of the Village and any other indemnified party. The Village or any other indemnified party, in its or their sole discretion, shall have the option of being represented by its or their own counsel. If this option is

exercised, then the Contractor shall promptly reimburse the Village or other indemnified party, upon written demand, for any expenses, including but not limited to court costs, reasonable attorneys' and witnesses' fees and other expenses of litigation incurred by the Village or other indemnified party in connection therewith.

The indemnification obligation under this paragraph shall not be limited in any way by any limitations on the amount or type of damages, compensation or benefits payable by or for the benefit of Subcontractor or any indemnities under any Worker's Compensation Act, Occupational Disease Act, Disability Benefits Act, or any other employee benefits act. The Subcontractor further agrees to waive any and all liability limitations based upon the Worker's Compensation Act court interpretations or otherwise.

Execution of this Contract by the VILLAGE is contingent upon receipt of Insurance Certificates provided by the CONTRACTOR in compliance with the CONTRACT DOCUMENTS.

SECTION 6: COMPLIANCE WITH LAWS: CONTRACTOR agrees to comply with all federal, state and local laws, ordinances, statutes, rules and regulations including but not limited to all applicable provisions of the Illinois Human Rights Act (775 ILCS 5/1-101 *et seq.*) and the Illinois Prevailing Wage Act (820 ILCS 130/1 *et seq.*)

SECTION 7: FREEDOM OF INFORMATION ACT COMPLIANCE: The Illinois Freedom of Information Act (FOIA) has been amended and effective January 1, 2010. This amendment adds a new provision to Section 7 of the Act which applies to public records in the possession of a party with whom the Village of Orland Park has contracted. The Village of Orland Park will have only a very short period of time from receipt of a FOIA request to comply with the request, and there is a significant amount of work required to process a request including collating and reviewing the information.

The undersigned acknowledges the requirements of FOIA and agrees to comply with all requests made by the Village of Orland Park for public records (as that term is defined by Section 2(c) of FOIA) in the undersigned's possession and to provide the requested public records to the Village of Orland Park within two (2) business days of the request being made by the Village of Orland Park. The undersigned agrees to indemnify and hold harmless the Village of Orland Park from all claims, costs, penalty, losses and injuries (including but not limited to, attorney's fees, other professional fees, court costs and/or arbitration or other dispute resolution costs) arising out of or relating to its failure to provide the public records to the Village of Orland Park under this agreement.

SECTION 8: NOTICE: Where notice is required by the CONTRACT DOCUMENTS, it shall be considered received if it is 1) delivered in person, 2) sent by registered United States mail, return receipt requested, 3) delivered by messenger or mail service with a signed receipt, 4) sent by facsimile with an acknowledgment of receipt, or 4) by e-mail with an acknowledgment of receipt only if the PARTIES agree separately to use e-mail for providing notice. Notice shall be sent to the following:

To the VILLAGE:
Contract Administrator
Village of Orland Park
14700 South Ravinia Avenue
Orland Park, Illinois 60462
Telephone:
Facsimile:
e-mail:

To the CONTRACTOR:

Telephone:
Facsimile:
e-mail:

or to such other persons or to such other addresses as may be provided by one party to the other party under the requirements of this Section.

SECTION 9: LAW AND VENUE: The law of the State of Illinois shall apply to this Agreement and venue for legal disputes shall be Cook County, Illinois.

SECTION 10: MODIFICATION: This Contract may be modified only by a written amendment signed by both PARTIES.

SECTION 11: COUNTERPARTS: This Contract may be executed in two (2) or more counterparts, each of which taken together, shall constitute one and the same instrument.

This Contract shall become effective on the date first shown herein and upon execution by duly authorized agents of the PARTIES.

FOR: THE VILLAGE

FOR: THE CONTRACTOR

By: _____

By: _____

Print name: _____

Print name: _____

Its: Village Manager

Its: _____

Date: _____

Date: _____

**VILLAGE OF ORLAND PARK
CONSTRUCTION CONTRACT
TERMS AND GENERAL CONDITIONS**

Terms and General Conditions for the CONTRACT between the Village of Orland Park (the “VILLAGE”) and _____ (the “CONTRACTOR”) for _____ (the “WORK”) dated **MONTH DAY, 20xx** (the “CONTRACT”).

ARTICLE 1: DUTIES OF THE PARTIES

1.1 VILLAGE’S RIGHTS AND DUTIES

- 1.1.1 Upon request of CONTRACTOR the VILLAGE shall furnish in a timely and agreed upon schedule and manner, information relevant to the project or project site as requested by the CONTRACTOR and deemed by the CONTRACTOR and the Village to be necessary for the performance of the WORK of the CONTRACT.
- 1.1.2 The VILLAGE shall furnish access to its buildings and the site of the WORK, as is necessary and in the best interests of the VILLAGE, for the performance of the WORK and shall provide, at its own expense as needed, temporary or permanent easements, zoning and other remedy as may be requested by the CONTRACTOR to remove or reduce restrictions or limitations that negatively affect the CONTRACTOR’S ability to perform the WORK as outlined in the bidding documents and the CONTRACT.
- 1.1.3 The VILLAGE shall have the right to immediately stop the WORK by providing written notice to the CONTRACTOR should the CONTRACTOR fail to correct WORK not in accordance with the CONTRACT Documents which stoppage will remain in effect until the WORK is corrected without giving rise to any duty on the part of the VILLAGE to stop the WORK for the benefit of the CONTRACTOR or any other entity.
- 1.1.4 The VILLAGE may, at the CONTRACTOR’S expense, correct deficiencies in the WORK to make it conform to the CONTRACT.
- 1.1.5 If the CONTRACTOR does not correct or cure a default, with reasonable promptness after receiving a written notice from the VILLAGE, the VILLAGE may, at its option, correct the default and deduct the VILLAGE’s cost of the correction or cure from the amounts owed to the CONTRACTOR.

1.2 CONTRACTOR'S RIGHTS AND DUTIES

- 1.2.1 The CONTRACTOR shall perform the WORK in accordance with the CONTRACT documents.
- 1.2.2 The CONTRACTOR shall examine existing conditions and take field measurements to facilitate the performance of the WORK throughout the duration of the CONTRACT and shall report to the VILLAGE any errors, inconsistencies or omissions discovered during the performance of the CONTRACT.
- 1.2.3 CONTRACTOR shall pay for all material, labor and incidental costs necessary for the completion of the WORK.
- 1.2.4 CONTRACTOR warrants that the WORK performed/provided shall be fully compliant with the plans, specifications and bid documents for the WORK. The CONTRACTOR warrants that the WORK shall be free from defects for one (1) year after the final acceptance of the WORK by the VILLAGE, or the length of time guaranteed under the warranty provided by the manufacturer for materials used in the WORK, whichever is greater. Where there are defects and/or deficiencies, following notice of said defects or deficiencies provided to the CONTRACTOR by the VILLAGE, the CONTRACTOR agrees to promptly correct them to the VILLAGE's satisfaction. All manufacturers' guarantees and warranties shall be delivered without variance to the VILLAGE prior to final acceptance.
- 1.2.5 The CONTRACTOR shall perform the work per the terms of the approved schedule and complete the WORK within the terms and time limits of the CONTRACT.
- 1.2.6 The CONTRACTOR shall obtain and pay for all required permits, licenses, fees, inspections and certifications required of or by the WORK.
- 1.2.7 CONTRACTOR shall comply with all local, state and federal statutes, ordinances, codes, rules, and regulations governing the performance of the CONTRACTOR for the completion of the WORK, including but not limited to all of the applicable provisions of the Illinois Prevailing Wage Act (820 ILCS 130/1 *et seq.*) and the Illinois Human Rights Act (775 ILCS 5/1-01 *et seq.*) The CONTRACTOR shall obtain and preserve per the terms of the Document Retention Laws of the State of Illinois, certified payroll records for all work performed to complete the WORK, including that work performed by all those contractors subordinate to the CONTRACTOR or Subcontractor.

1.2.7.1 This CONTRACT calls for the construction of a “public work,” within the meaning of the Illinois Prevailing Wage Act, 820 ILCS 130/.01 et seq. (“the Act”). The Act requires CONTRACTORS and Subcontractors to pay laborers, workers and mechanics performing services on public works projects no less than the “prevailing rate of wages” (hourly cash wages plus fringe benefits) in the county where the work is performed. For information regarding current prevailing wage rates, please refer to the Illinois Department of Labor’s website at: <http://www.state.il.us/agency/idol/rates/rates.HTM>. All CONTRACTORS and Subcontractors rendering services under this CONTRACT must comply with all requirements of the Act, including but not limited to, all wage, notice and record keeping duties. Each CONTRACTOR and Subcontractor participating on this project shall make and keep those records required under Section 5 of the Prevailing Wage Act (820 ILCS 130/5). In conformance with the Act, each CONTRACTOR and/or Subcontractor participating on this Project shall maintain records of all laborers, mechanics and other workers employed by them on this Project, including the following information on each worker: (1) name; (2) address; (3) telephone number when available; (4) social security number; (5) classification or classifications; (6) hourly wages paid in each pay period; (7) number of hours worked each day; and (8) starting and ending times of each day. These records shall be kept by the participating CONTRACTOR and Subcontractor for a period of not less than three (3) years. Each participating CONTRACTOR and Subcontractor shall submit a monthly certified payroll to the VILLAGE consisting of the above-referenced information as well as a statement signed by the participating CONTRACTOR or Subcontractor that certifies: (a) the records are true and accurate; (b) the hourly rates paid to each worker is not less than the general prevailing rate of hourly wages required under the Prevailing Wage Act; and (c) the CONTRACTOR or Subcontractor is aware that filing a certified payroll that he or she knows to be false is a Class B misdemeanor.

1.2.7.2 Neither the CONTRACTOR nor its Subcontractors shall tolerate or engage in any prohibited form of discrimination in employment as defined in the Illinois Human Rights Act. The CONTRACTOR shall maintain, and require that its Subcontractors maintain, policies of equal employment opportunity which shall prohibit discrimination against any employee or applicant for employment on the basis of race, religion, color, sex, national origin, ancestry, citizenship status, age, marital status, physical or mental disability unrelated to the individual’s ability to perform the essential functions of the job, association with a person with a disability, or unfavorable discharge from military service. Contractors and all Subcontractors shall comply with all requirements of the Act including maintaining a sexual harassment policy and of the Rules of the Illinois Department of Human Rights with regard to posting information on

employees' rights under the Act. Contractors and all Subcontractors shall place appropriate statements identifying their companies as equal opportunity employers in all advertisements for work to be performed under the CONTRACT.

- 1.2.8 CONTRACTOR will not be relieved of any obligation to the VILLAGE under the CONTRACT due to failure to examine or receive documents, visit or become familiar with conditions or from facts of which CONTRACTOR should have been aware and VILLAGE, as existing law may allow, shall reject all claims related thereto.

ARTICLE 2: CONTRACT DOCUMENTS

2.1 The CONTRACT consists of the following documents and items:

- .1 Agreement between the parties
- .2 General Conditions to the Agreement
- .3 Special Conditions to the Agreement, if any
- .4 The Project Manual dated MONTH DAY, 20XX which includes
 - Instructions to the Bidders
 - Invitation to Bid
 - Specifications and Drawings, if any
- .5 Accepted Bid Proposal as it conforms to the bid requirements
- .6 Addenda, if any
- .7 Required Certificates of Insurance
- .8 Required Certifications and documents as may be required by other project funding agencies
- .9 Performance and Payment Bonds
- .10 Certification of Eligibility to Enter into Public Contracts
- .11 All Certifications required by the VILLAGE

ARTICLE 3: PAYMENTS AND COMPLETION

3.1 The VILLAGE requires for each Request for Payment, a properly completed Contractor's Affidavit setting out, under oath, the name, address and amount due or to become due, of each subcontractor, vendor, supplier or other appropriate party included in that payment. For every party listed the CONTRACTOR shall also provide a full or partial waiver of lien, as appropriate, before a payment will be made to the CONTRACTOR. The CONTRACTOR's partial or final waiver of lien must be included. Payments shall not be made by the VILLAGE without such lien waivers and contractors' sworn statements unless they are conditioned upon receipt of such waivers and statements.

3.2 No certificate shall be issued in favor of the CONTRACTOR and no payment will be made by the VILLAGE for material not installed or built into the WORK without written authorization from the VILLAGE.

3.3 Upon satisfaction of the terms and conditions of the CONTRACT, the CONTRACTOR agrees to provide the VILLAGE with a full and final release and waiver of all liens covering all of the WORK performed under the CONTRACT prior to issuance of final payment. Said final waiver of lien shall identify and state that all Subcontractors and material suppliers have been paid in full and there are no contract balances outstanding and owed to any Subcontractor or material supplier.

3.4 All payments shall be made to CONTRACTOR by VILLAGE pursuant to the provisions of the Local Government Prompt Payment Act (50 ILCS 505/1 *et seq.*)

ARTICLE 4: TAXES

4.1 The VILLAGE is a public body and is exempt from excise, sales and use taxes and will furnish CONTRACTOR with exemption numbers as required. This shall also apply to Subcontractors, and subcontractors of the Subcontractor. No Requests for Payments associated with the WORK may include any such taxes.

ARTICLE 5: INSPECTION OF MATERIALS

5.1 The VILLAGE shall have a right to inspect any materials, equipment or processes used during the performance of this CONTRACT. The CONTRACTOR shall be responsible for the Quality Assurance / Quality Control standards for all materials, equipment, components or completed WORK finished under this CONTRACT, including through the expiration of the warranty period. Materials, equipment, components or completed WORK not complying therewith may be rejected by the VILLAGE and shall be removed and replaced by the CONTRACTOR to the satisfaction of the VILLAGE, at no cost to the VILLAGE within the agreed-upon time period. All material replaced shall be fully warranted as new material

ARTICLE 6: ASSIGNMENT

6.1 The CONTRACTOR's duties and obligations under the CONTRACT shall not be assigned without the express written consent of the VILLAGE.

6.2 WORK not performed by the CONTRACTOR with its own forces shall be performed by Subcontractors or Sub-subcontractors. The CONTRACTOR shall be responsible for management of the Subcontractors in the performance of their work.

6.3 The CONTRACTOR shall not contract with anyone for performance of the WORK hereunder to whom the VILLAGE has a reasonable objection.

6.4 The CONTRACTOR shall prepare all Subcontracts and shall have full discretion to negotiate their terms, subject to the VILLAGE's reasonable requirements or objections as to form and content.

6.5 By appropriate agreement, written where legally required for validity, the CONTRACTOR shall require each Subcontractor, to the extent of the WORK to be performed by the Subcontractor, to be bound to the CONTRACTOR by terms of the CONTRACT, and to assume toward the CONTRACTOR all the obligations and responsibilities, including the responsibility for safety of the Subcontractor's work, which the CONTRACTOR, by these documents, assumes toward the VILLAGE. Each subcontract agreement shall preserve and protect the rights of the VILLAGE under the CONTRACT documents with respect to the work to be performed by the Subcontractor so that subcontracting thereof will not prejudice such rights, and shall allow to the Subcontractor, unless specifically provided otherwise in the subcontract agreement, the benefit of all rights, remedies and redress against the CONTRACTOR that the CONTRACTOR, by the CONTRACT, has against the VILLAGE. Where appropriate, the CONTRACTOR shall require each Subcontractor to enter into similar agreements with Sub-subcontractors. The CONTRACTOR shall make available to each proposed Subcontractor, prior to the execution of the subcontract agreement, copies of the contract to which the Subcontractor will be bound, and, upon written request of the Subcontractor, identify to the Subcontractor terms and conditions of the proposed subcontract agreement which may be at variance with the CONTRACT documents. Subcontractors will similarly make copies of applicable portions of

such documents available to their respective proposed Sub-subcontractors.

ARTICLE 7: GUARANTEES AND WARRANTIES

7.1 All guarantees and warranties required shall be furnished by the CONTRACTOR and shall be delivered to the VILLAGE before the final payment or payment retention will be paid to the CONTRACTOR.

7.2 The CONTRACTOR shall supply the VILLAGE with “as-built” plans bearing the signature and seal or stamp, of an Illinois-licensed Professional Engineer prior to the VILLAGE making the final payment.

ARTICLE 8: DEFAULT

8.1 If the CONTRACTOR fails to begin the WORK under this CONTRACT within the time specified, or fails to perform the WORK in accordance with the terms of the approved schedule or performs the WORK in a manner unacceptable to the VILLAGE, or neglects or refuses to remove materials or perform anew such WORK as has been rejected by the VILLAGE, or if the CONTRACTOR shall become insolvent or be declared bankrupt, or shall make an assignment for the benefit of creditors, or from any other cause whatsoever shall fail to carry on the WORK in a manner required by the CONTRACT, the VILLAGE shall give notice as hereinafter provided to the CONTRACTOR and its surety in writing specifying such failure, delay, neglect, refusal or default, and if the CONTRACTOR, within a period of ten (10) calendar days after the giving of such notice, shall not proceed in accordance therewith, then the VILLAGE shall have full power and authority to declare this CONTRACT and the CONTRACTOR in default, and to forfeit the rights of the CONTRACTOR in this CONTRACT.

8.2 Upon declaration of CONTRACTOR’s default, the VILLAGE may, at its option, call upon the surety to complete the WORK in accordance with the terms of this CONTRACT or may take over the WORK, including any materials on the WORK site as may be suitable and acceptable to the VILLAGE and may complete the WORK by its own forces or on its own account, or may enter into a new contract or contracts for the completion of the WORK, or may use such other methods as shall be required for the completion of the WORK in an acceptable manner as the VILLAGE may in its discretion determine.

8.3 All costs and charges incurred by the VILLAGE, together with the cost of completing the WORK shall be deducted from any moneys due or which may become due on this to the CONTRACTOR under this CONTRACT. Following any payment due and received by the VILLAGE from the CONTRACTOR’s surety following default, if the expense so incurred by the VILLAGE is less than the sum paid to the Village by the surety under this CONTRACT for work remaining, the surety shall be entitled to receive the excess difference paid to the VILLAGE. When such CONTRACTOR default costs incurred by the VILLAGE exceeds the sum paid to the VILLAGE for the work remaining under the CONTRACT, the CONTRACTOR and the surety shall be liable and shall pay to the VILLAGE the full cost of such additional expenses.

ARTICLE 9: DISPUTES AND VENUE

9.1 Disputes between the VILLAGE and the CONTRACTOR shall be handled according to the terms of the CONTRACT (including all subsequent approved Change Orders) and applicable Law, with the final decision regarding disputes resting with the Village Manager or his or her designee. All disputes concerning a question of fact under the CONTRACT shall be expressed in writing by the parties and, if within seven (7) days after receipt of such notice the parties have not disposed of the dispute by agreement, the dispute, as it was expressed in writing by the parties, shall be subject to mediation under terms agreed to by the parties. Pending final decision of a dispute hereunder, the parties shall proceed diligently with the performance of the CONTRACT.

9.2 Any legal action taken by either party shall be decided based upon and governed by the laws of the State of Illinois and venue for such disputes shall be Cook County, Illinois.

ARTICLE 10: CONTRACT TIME

10.1 Time is of the essence with respect to all performance time schedules and timely completion of the WORK under the CONTRACT. VILLAGE shall not grant, and CONTRACTOR shall not seek damages for delays. However, VILLAGE shall review a CONTRACTOR's request for additional time, and may at VILLAGE's option and as conditions warrant, grant an increase in the CONTRACT time for delays beyond CONTRACTOR's control and not caused by CONTRACTOR, its Subcontractors or others for whose actions CONTRACTOR is liable.

ARTICLE 11: INSURANCE AND INDEMNIFICATION

11.1 Insurance Requirements

11.1.1 The successful bidder shall, within ten (10) business days of said receipt of notice of award of the CONTRACT, furnish to the VILLAGE a certificate of insurance showing the VILLAGE, its trustees, officers, directors, agents, employees, representatives and assigns as additional insureds to the General Liability and Automobile Liability policies by appropriate endorsement. Such coverages shall be placed with a provider acceptable to the VILLAGE, which is licensed to do business in the State of Illinois, and that maintains a minimum A. M. Best rating of A VII. The insurance coverages afforded under the CONTRACTOR's General Liability insurance policies shall be primary and non-contributory to any insurance carried independently by the Indemnitees. A Waiver of Subrogation in favor of the Additional Insureds shall apply to General liability and Worker's Compensation. Certificates of insurance must state that the insurer shall provide the VILLAGE with thirty (30) days prior written notice of any change in, or cancellation of required insurance policies. All required insurance shall be maintained by the CONTRACTOR in full force and effect during the life of the CONTRACT,

and until such time as all WORK has been approved and accepted by the VILLAGE. This provision constitutes the VILLAGE's continuing demand for such certificates and endorsement(s) or true and correct copies thereof and the obligation to provide such insurance coverage shall be in full force and effect during the life of the CONTRACT. Failure of the VILLAGE to request such certificates and endorsements shall not relieve the CONTRACTOR of these obligations to provide insurance.

The amounts and types of insurance required are defined in Exhibit 1, a copy of which is attached hereto and made a part hereof.

11.1.2 CONTRACTOR shall cause each Subcontractor to maintain insurance of the type specified in Exhibit A. Prior to CONTRACT acceptance, and at any time when requested by the VILLAGE, CONTRACTOR shall furnish copies of certificates of insurance evidencing coverage for each Subcontractor and Sub-subcontractor.

11.2 Indemnification

11.2.1 The CONTRACTOR shall indemnify and hold harmless the VILLAGE, its trustees, officers, directors, agents, employees and representatives and assigns, from lawsuits, actions, costs (including attorneys' fees), claims or liability of any character, incurred due to the alleged negligence of the CONTRACTOR, brought because of any injuries or damages received or sustained by any person, persons or property on account of any act or omission, neglect or misconduct of said CONTRACTOR, its officers, agents and/or employees arising out of, or in performance of any of the provisions of the CONTRACT DOCUMENTS, including any claims or amounts recovered for any infringements of patent, trademark or copyright; or from any claims or amounts arising or recovered under the "Worker's Compensation Act" or any other law, ordinance, order or decree. In connection with any such claims, lawsuits, actions or liabilities, the VILLAGE, its trustees, officers, directors, agents, employees, representatives and their assigns shall have the right to defense counsel of their choice. The CONTRACTOR shall be solely liable for all costs of such defense and for all expenses, fees, judgments, settlements and all other costs arising out of such claims, lawsuits, actions or liabilities.

11.2.2 The CONTRACTOR shall not make any settlement or compromise of a lawsuit or claim, or fail to pursue any available avenue of appeal of any adverse judgment, without the approval of the VILLAGE and any other indemnified party. The VILLAGE or any other indemnified party, in its or their sole discretion, shall have the option of being represented by its or their own counsel. If this option is exercised, then the CONTRACTOR shall promptly reimburse the VILLAGE or other indemnified party, upon written demand, for any expenses, including but not limited to court costs, reasonable attorneys' and witnesses' fees and other expenses of litigation incurred by the VILLAGE or other indemnified party in connection therewith.

ARTICLE 12: PERFORMANCE AND PAYMENT BONDS

12.1 The CONTRACTOR shall furnish Performance and Payment Bonds acceptable to the VILLAGE in the full amount of the CONTRACT. Bonds shall be from a surety licensed to do business in Illinois and said surety shall have a minimum A.M. Best rating of A-V. Each Bond shall require a time period during which the Bond can be called limited only to the extent required by Illinois law.

ARTICLE 13: EXECUTION OF CONTRACT

13.1 Execution of the CONTRACT between VILLAGE and CONTRACTOR is contingent upon receipt of required Certificates of Insurance, required signed certifications and required Performance and Payment Bonds.

ARTICLE 14: CHANGES IN THE WORK

14.1 All changes in the WORK must be requested by CONTRACTOR and approved by the VILLAGE via an Authorization to Proceed document bearing the signature of the Project Principle for VILLAGE. Any change order or series of change orders that increase or decrease the CONTRACT value by \$10,000 or more, or that increases or decreases the CONTRACT duration beyond the approved project schedule must be accompanied by a written request from CONTRACTOR justifying the additional cost or change in schedule. Within an agreed upon period of time, VILLAGE will provide a response to CONTRACTOR's Change Order or Time request by providing a determination signed by the VILLAGE or its designee finding that the change requested was not reasonably foreseeable at the time the CONTRACT was signed, the change is germane to the CONTRACT or the change is in the best interest of VILLAGE. Any change increasing the original CONTRACT value by fifty percent (50%) or more must be re-bid by VILLAGE as required by law.

ARTICLE 15: TERMINATION

15.1 VILLAGE may, at any time, terminate the CONTRACT for the VILLAGE's convenience and without cause upon written notice to the CONTRACTOR and payment for all WORK directed to be performed prior to the effective date of termination along with agreed upon reasonable overhead and profit.

EXHIBIT 1

Insurance Requirements

Worker's Compensation:

STATUTORY coverage for all persons whom the CONTRACTOR may employ directly or through subcontractors in carrying out the WORK under this CONTRACT. Such insurance shall hold the VILLAGE free and harmless of all personal injuries of all persons whom the CONTRACTOR may employ directly or through Subcontractors.

Employers Liability:

\$500,000 minimum liability

Comprehensive General Liability; including Bodily Injury and Property Damage:

\$1,000,000 Each Occurrence - Combined Single Limit

\$2,000,000 Aggregate - Completed Operations

\$2,000,000 Each Occurrence - Blanket Contractual Liability

.4 Comprehensive Automobile Liability, Owned, Non-owned and Hired:

\$1,000,000 for Combined Single Limit

.5 Umbrella/Excess Liability:

\$5,000,000 Each Occurrence

SPECIAL PROVISIONS

DETECTABLE WARNINGS

Description: This shall be the pay item for furnishing and installing prefabricated detectable warning plates in the replaced sections of concrete sidewalk at areas where the public walk blends with vehicular ways, or as directed by the Engineer. The installation of these plates shall conform to Section 424 Standard Specifications, and the Americans with Disabilities Act Accessibility Guidelines. Exact locations will be determined by the Engineer at the time of construction.

Materials: Detectable warning shall be a prefabricated system. The color shall be red unless otherwise specified. Typically, one 24"x48" prefabricated pad shall be centered across the sidewalk. Two adjacent 24"x24" pads may be substituted if the larger size is not available from the manufacturer. Where applicable, a curved detectable warning pad shall be used if available from the manufacturer. The following products are approved for use under this contract.

Duratek Composite Tile
Detectile Corporation
603 Mallard Lane
Oak Brook, IL 60523
Tel 630-734-0277
Fax 630-734-0278
www.detectile.com

Cast In Place EZ Set Tile
Detectable Warning Systems, Inc.
8081 Phillips Highway, Suite 22
Jacksonville, FL 32256
Phone (866) 999-7452
FAX (904) 448-4076
info@detectable-warning.com
www.detectable-warning.com

Basis of Payment: This work will be paid for at the contract unit price per Square Foot for DETECTABLE WARNINGS.

CONCRETE SLAB RAISING

Description: This work shall consist of boring/ drilling holes in concrete flat work, pumping cementitious grout slurry, patching the holes, and all appurtenances for raising existing concrete slabs to their original elevation, or filling the void between the bottom of the existing concrete slab and the subgrade. The work described shall include all materials, equipment, supplies, tools, labor, and incidentals necessary to complete the concrete slab raising and/or void filling under the concrete slab in a neat and workman-like manner.

Materials: All materials (and equipment) for this work shall at all times be mobile and not stored in the roadway or walk area.

Materials used to make the Cement Slurry Mixture and the Hole Repair Mixture shall be thoroughly blended using a continuous mixer. All materials shall be metered for precise mix design to assure consistent quality control. These mixtures shall contain enough potable water to form a workable consistency having three (3) to six (6) inches slump. Once mixed, material shall be utilized within one hour and may not be retempered unless approved by the Engineer.

Cement Slurry Mixture: The slurry mixture used for raising concrete slabs shall be composed of lime, sand, ground clay, Portland Cement (Type 1A conforming to A.S.T.M. C150), and fly ash in the following proportions by volume:

Lime/Fly Ash mixture passing #50 sieve 100%	27%
Sand passing #4 sieve 100%	15%
Ground Clay passing #4 sieve 100%	50%
Portland Cement	8%

Hole Repair Mixture: The slurry mixture used for patching the holes in concrete slabs shall be composed of Mason Sand and Portland Cement (Type 1A conforming to A.S.T.M. C150) in the following proportions by volume:

Mason Sand	70%
Portland Cement	30%

Equipment: Mixing equipment shall meet or exceed Standards of Calibration as set forth by the Volumetric Mixer Manufacturer Bureau (VMMB), and conform to ASTM 685 and ACI 304.6. This equipment shall be a self-contained continuous mixer capable of carrying all water, cement, clay and other materials needed for the job site, and rated for a minimum of 800 psi.

Construction Requirements: The Contractor is responsible for utility locating in all Slab Raising work areas. Caution shall be used to perform all requirements of this work without damage to landscaping, sprinkler systems, driveways, or other adjacent areas. If damaged, the Contractor will be responsible for any necessary repairs within seven (7) working days. The Contractor shall have a thorough and systematic clean-up operation following closely behind the construction work. He shall remove and properly dispose of all dirt and debris resulting from the execution of the work.

General procedure of work:

1. The Contractor shall drill holes by whatever means convenient to him, however Contractor will exercise caution to prevent cracking of the concrete slab in which the hole is being drilled. The hole size shall be a minimum of one inch (1") up to a maximum of two inches (2") in diameter. The holes shall be uniformly spaced as necessary to assure complete contact of the slurry mixture between the holes.
2. If required, saw cuts will be made along existing joints to ensure free movement of the slab to be raised.
3. Concrete slabs shall be raised to an elevation meeting the adjacent ground as directed by the Engineer.
4. Raised slabs shall be thoroughly scraped and swept prior to hole patching. Holes shall not be cleaned out and patched until the slurry that was pumped has been allowed to stabilize.
5. Holes shall be cleaned the full depth of the slab by removing excess slurry and wire brushing exposed sidewalls. Prior to placement of the Hole Repair Mixture, the surface around the holes shall be dampened. Holes shall be filled flush with the existing surface and finished to match existing as close as possible.

Method of Measure: CONCRETE SLAB RAISING shall be measured for payment in place and the area computed in square feet.

Basis of Payment: This work will be paid for at the contract unit price per Square Foot for CONCRETE SLAB RAISING.

SHOTCRETE CURB REPAIR

Description: This work shall consist of removing deteriorated sections of concrete curb (combination curb & gutter) and replacing with high performance shotcrete. This item shall also include removing the top portion of a curb and replacing with high performance shotcrete to provide a depressed ADA compliant curb profile at sidewalks or driveways. This work shall be performed at the locations shown on the plans or as directed by the Engineer.

Contractor Qualifications: The shotcrete contractor and the shotcrete nozzleman shall have a minimum of three years experience repairing concrete with the shotcreting method. The contractor shall submit a list of 3 projects within

the past 10 years in which this type of curb repair was successfully completed using the specified materials and equipment. This list shall be submitted to the Engineer at the preconstruction meeting and shall contain the following information for each of the projects:

1. Project name
2. Owner of project
3. Owner's representative, address and telephone number
4. Description of work performed, including materials and equipment
5. Total cost of the project
6. Date of completion

Materials: All materials (and equipment) for this work shall at all times be mobile and not stored in the roadway or walk area.

All material shall conform to the requirements of the Standard Specifications. The mixture shall consist of the following: 3.5 parts natural sand FA2; 1 part Type I Portland cement; a prepackaged dry concentrate consisting of condensed silica fume, water reducers, super plasticizers, air-entrainment, and finishing aids; and water as specified in Section 1002.01. A prepackaged mixture including the sand and cement may be substituted, but must be specifically designed for use in high performance shotcrete applications, and must have been used by the Contractor in similar curb repair work for a minimum of three years. Prior to construction, the Contractor shall submit certification that the mixture to be used (or prepackaged material) has been tested in an accredited testing laboratory and meets the following minimum criteria:

Compressive strength 3 days	(3000psi)
Compressive strength 7 days	(4000psi)
Compressive strength 28 days	(5000psi)
Pull bond strength (100psi)	(100psi)
Flexural strength	(850psi)
Rapid Chloride Permeability Below	1000 Coulombs

Illinois Department of Transportation Approved Prepackaged Manufacturers

1. J.E Tomes & Assoc, Blue Island,IL 708-653-5100
2. Spec Mix by Packaged Concrete, Inc. 630-557-8252

Equipment: The concrete mixture shall be applied using a high performance wet-mix type shotcrete cement sprayer. The sprayer equipment shall be either a pressure vessel type, piston pump, rotor-stator pump or approved equal capable of thoroughly mixing and accurately gauging the amount of water and dry materials being mixed. The compressor shall have the minimum rated capacity required to operate the shotcrete placing equipment at its recommended pressure.

Construction Requirements:

Preparation of surfaces: All exterior surfaces shall be thoroughly examined by means of sounding with hammers, or other non-destructive testing approved by the Engineer to determine loose or defective areas. Where such defective concrete surfaces exist, all defective concrete shall be removed with pneumatic chipping hammers, or other mechanical tools approved by the Engineer. Removal shall continue until a clean, sound substrate is achieved. Care and effort shall be exercised to remove defective concrete without damaging or repositioning the existing reinforcing bars. If unbounded reinforcing bars are exposed within the repair area, the Contractor shall fully expose the corroded reinforcing bar and remove all concrete from around the bar to a depth of (1"). The perimeter of the repair shall be tapered to minimum thickness of (1/2"), no saw cutting will be allowed.

The concrete and exposed reinforcing steel shall be sandblasted clean and a (3") periphery around all patches shall be roughened and cleaned. All exposed steel shall be treated with a protective coating, as recommended by the manufacturer, and care shall be taken so that the protective coating does not contaminate the concrete surfaces.

Placement of High Performance Shotcrete: The application of the shotcrete shall follow the sandblasting by no more than 24 hours to insure placement on a clean substrate. Prior to the application of the shotcrete, the repair area shall be air blown clean of all loose materials, and predampened with water. The surface shall remain damp, but hold no visible surface water. The shotcrete shall be applied only when the temperature in the shade is at least 40 degrees F, and the forecast is for temperatures to remain above 40 degrees F for a minimum of 48 hours following application.

Finishing: The shotcrete repairs shall be finished to match the adjacent curb. Immediately after application, the Contractor shall true the surface by cutting off the high spots with a sharp edged tool, and then applying a thin finish coat which can be troweled and brushed to match the surrounding surfaces without disturbing the bond to the substrate.

Curing: Curing of the shotcrete shall be done in accordance with the material manufacturer's recommendations. The contractor shall begin the curing operations as soon as the shotcrete has hardened sufficiently to prevent marring the surface.

Clean-up: Debris from all shotcrete operations shall be removed daily and disposed of offsite by the Contractor in accordance with Section 202.03, and with the Environmental Protection Act [415 ILCS 5/22.51].

Guarantee: All repairs shall be guaranteed by the Contractor to be free of defects in material and workmanship for a minimum of Three (3) years from application. The guarantee shall include all labor, materials, tools, equipment, and services required for the proper repair and/or replacement of the defects.

Method of Measure: Each repair location will be measured for payment by the linear foot parallel to the centerline of the street at the widest part of the chipped area. If a repair measures less than one linear foot, it will be considered one linear foot for payment purposes. Repairs greater than or equal to one foot will be measured and paid in increments of one tenth (.01') of a foot.

Basis of Payment: This work will be paid for at the contract unit price per linear foot for SHOTCRETE CURB REPAIR.

REMOVE & REPLACE 6" P.C.C. DRIVEWAY PAVEMENT

Description: The work shall consist of the removal and construction of Portland cement concrete driveway pavement. Per Village Code (Land Development Code Section 6-406), the concrete driveway shall have a minimum concrete thickness of five (5) inches with six inch by six inch (6"x6") welded wired mesh or fiber mesh concrete additive and a granular bedding base of two inches. Unless otherwise specified, all work and materials shall meet the requirements of Section 423 of the Standard Specifications.

Construction Requirements: In areas where concrete curb or walk are removed and the Engineer has determined that the adjacent driveway requires replacement, the Contractor will saw-cut full depth, remove, and repair the base of the specified sections of driveway. New P.C.C. driveway pavement will be constructed as specified in Section 423. To ensure complete separation between the public curb or sidewalk and the proposed driveway pavement, this work shall not be completed simultaneously with adjacent curb or sidewalk construction. Driveway pavement shall be constructed between one and three working days after the curb or walk to avoid lengthy driveway closure.

Method of Measure: REMOVE & REPLACE 6" P.C.C. DRIVEWAY PAVEMENT shall be measured for payment in place and the area computed in Square Feet. Saw-cutting, removal, and base repair will not be measured for payment and shall be included in the unit price.

Basis of Payment: This work will be paid for at the contract unit price per Square Foot for REMOVE & REPLACE 6" P.C.C. DRIVEWAY PAVEMENT.

PAVING BRICK DRIVEWAY REPAIR

Description: This item is for the restoration of paving brick driveways following the removal and replacement of adjacent concrete curb & gutter and/or concrete sidewalk. All work shall conform to IDOT Bureau of Local Roads and Streets Special Provision for Paving Brick and Concrete Paver Pavements and Sidewalks, #LRS14.

Materials: The contractor shall make every effort to retain the removed bricks to be reused. If necessary, the replacement brick shall be of the same type, size, texture and color as the existing driveway brick. All other materials shall conform to LRS14.

Construction Requirements: In areas where concrete curb or walk are to be removed adjacent to paving brick, the contractor shall remove two or three courses of brick by hand and stack prior to the removal of concrete. This will ensure that few, if any, replacement bricks will be needed to restore the driveway. The driveway shall be restored, as close as possible, to original condition. The Contractor shall match the existing color, fit, pattern, grade, and compaction of the brick driveway pavement.

General procedure of work:

1. Between 5-7 days after the new concrete placement, the base course of the driveway shall be restored.
2. Immediately following base course repair, the paving bricks shall be fitted to the existing driveway to restore the original grade and appearance of the driveway.
3. Additional sand shall be added to the brick joints and a vibratory plate-type compactor shall be used to solidify the brick pavement.

Method of Measure: PAVING BRICK DRIVEWAY REPAIR shall be measured for payment in place and the area computed in square yards. Any additional brick, sand, stone or other materials shall be included as part of the repair.

Basis of Payment: This work will be paid for at the contract unit price per Square Yard for PAVING BRICK DRIVEWAY REPAIR.

STAMPED COLORED PCC DRIVEWAY REPAIR, 6 INCH

Description: This pay item is for the repair of isolated sections of stamped colored PCC driveways that were either damaged as a result of adjacent sidewalk or curb replacement, or require replacement due to elevation adjustments. The work shall consist of the removal and construction of integrally colored Portland cement concrete driveway pavement with imprinted pattern, surface hardener, and cure/sealer. Per Village Code the concrete driveway shall have a minimum concrete thickness of five (5) inches with six inch by six inch (6"x6") welded wired mesh or fiber mesh concrete additive and a granular bedding base of two inches. Unless otherwise specified, all work and materials shall meet the requirements of Section 423 of the Standard Specifications.

Contractor Qualifications: The installer shall provide a qualified foreman or supervisor who has a minimum of three years experience with imprinted and textured concrete, and who has successfully completed at least five imprinted concrete installations of high quality and similar in scope to that required. The concrete shall be cast-in-place on the job site by trained and experienced workers.

Submittals: Prior to construction, manufacturers' data sheets shall be submitted to the Village for each product to be used, including preparation instructions, storage and handling requirements, and installation methods.

Materials: Provide all materials in accordance with Section 423 of the Standard Specifications. Pattern and color selections are to match the existing adjacent driveway pavement.

Integral coloring admixture shall be a non-fading synthetic oxide pigment meeting ASTM C979 at a 6% minimum percent loading and a maximum 8% loading by weight of the cementitious materials in the mix. Add integral color according to manufacturer's instructions.

Color hardener shall be applied to the surface of the concrete according to the manufacturer's instructions and recommended application techniques. Form release agent shall be provided in clear liquid form and shall be applied to the surface of the concrete according to the manufacturer's instructions and recommended application techniques.

Curing agent shall be a liquid membrane-forming clear curing compound conforming to AASHTO M148, Type 1. Apply curing compound for integrally colored concrete according to the manufacturer's instructions and recommended application techniques. Apply the curing compound at a uniform interval after each pour to maintain consistency in finished coloration.

Use admixtures designed for use and compatibility with colored concrete pigments. Do not use calcium chloride or admixtures containing chlorides.

Joint fillers shall be selected to match the integral colors selected for each location.

Equipment: Imprinting tools shall be used for texturing freshly placed concrete in a pattern/texture identical to the existing adjacent driveway pavement. Tools are to be used according to the manufacturer's instructions.

General: If additional water is added to the colored concrete once a truck is on site, this concrete will be rejected.

If Engineer allows, minimal amounts of water may be applied to the surface of the colored concrete to complete the final surface finishing operations. If too much water is added to the surface of the colored concrete during final surface finishing operations such that the colored concrete no longer conforms to the approved color, the colored concrete may be rejected and replaced at the direction of Engineer.

The Contractor shall Cover and protect adjacent concrete and pavement from discoloration and spillage during all phases of stamped colored concrete construction. Any areas stained or damaged as a result of this construction shall be removed and replaced at no cost to the Village.

Uniformly apply liquid release agent onto the colored, still plastic state concrete to provide clean release of imprinting tools from the concrete surface without lifting imprint or rearing concrete.

Contractor shall monitor the setting up of the concrete. Once the concrete is ready for imprinting, contractor shall accurately align and place the imprinting stamps uniformly pressing or pounding the imprint tools to produce the required pattern and depth of imprint on the concrete surface. Remove platform tools immediately. Hand texture and stamp edges and surfaces unable to be imprinted with the stamping mats. Touch up imperfections such as broken corners, double imprints, and surface cracks.

Do not cure colored concrete using plastic sheeting as discoloration will occur from plastic laid directly on top of the concrete. If weather conditions warrant plastic sheeting to protect the new concrete, plastic shall be suspended above the concrete.

All completed areas of colored concrete shall be of consistent color and appearance and match the existing concrete pavement as approved by the Engineer. Any completed areas that are rejected by Engineer shall be removed and replaced by the Contractor at no additional cost to the Village.

Method of Measurement: STAMPED COLORED PCC DRIVEWAY REPAIR will be measured for payment in place and the area computed per Square Feet.

Basis of Payment: STAMPED COLORED PCC DRIVEWAY REPAIR will be paid for at the contract unit price per Square Foot.

IMPRINTED HMA DRIVEWAY REPAIR

Application: This pay item is for the repair of isolated sections of imprinted asphalt driveway, following the removal and replacement of adjacent concrete sidewalk and/or concrete curb & gutter. This work will include all materials and labor required for saw-cutting, removal, base repair, hot-mix asphalt pavement, imprinting, coloring, and sealing. The contractor performing this work shall be a qualified HMA imprinted paving contractor licensed and approved by the Village.

Contractor Qualifications: The installer shall provide a qualified foreman or supervisor who has a minimum of three years experience with imprinted asphalt pavement, and who has successfully completed at least five imprinted asphalt pavement installations of high quality and similar in scope to that required. The pavement shall be installed and finished by trained and experienced workers.

Submittals: Prior to construction, manufacturers' data sheets shall be submitted to the Village for each product to be used, including preparation instructions, storage and handling requirements, and installation methods.

Materials: The asphalt mix shall be Hot-Mix Asphalt Surface Course, Mix "C" N70, and shall meet the requirements of Section 406. The coating products shall be those specifically developed for use over imprinted asphalt pavement and shall match existing.

Equipment: Templates for work shall be flexible, woven wire rope, cut and welded in various patterns, that is to be used specifically for imprinting hot mix asphalt. Asphalt heaters, if needed, shall be of the infra-red or hot air type. Direct flame heaters will not be allowed.

General procedure of work: The Contractor shall Cover and protect adjacent pavement from discoloration or damage during all phases of imprinting and coating. Any areas stained or damaged as a result of this construction shall be removed and replaced at no cost to the Village.

Asphalt Replacement: The driveway shall be saw-cut in a manner that will allow the inconspicuous matching of the existing imprinted pattern. The asphalt shall be placed in two lifts, match the thickness of the existing driveway (2½" minimum), and be properly compacted before proceeding with the imprinting process.

Imprinting: Using a vibratory plate compactor the imprinted pattern shall be stamped to a consistent depth into the asphalt matching the existing pattern. Imprinting can proceed immediately after the hot asphalt has been placed and compacted, while the asphalt is still in a warm/hot pliable state.

Alternatively, imprinting can be carried out at a later stage, on existing asphalt, by applying heat to the asphalt surface to make the upper portion of the asphalt pliable enough to accept the imprint of the template. The pavement shall be heated to a minimum depth of three-quarters of an inch (¾") to ensure compaction below the template without fracturing the aggregate. The application of heat to existing asphalt surface shall be done using re-heating equipment, such as infra red heaters or hot air heaters. Pavement temperature is not to exceed 325°F. Overheating of the asphalt shall not be permitted. Consistent monitoring of the asphalt surface temperature will be required during the reheating process, to avoid overheating and degradation of the asphalt cement.

Coatings Application: Prior to the application of coatings, the asphalt surface shall be dry for at least 24 hours, free of all dirt, debris, fluids or anything that will prevent a proper bond of the coating. If dirt is to be removed, the asphalt surface shall be pressure washed and allowed to dry completely (24 hour minimum) before any coating is applied.

The contractor shall apply the coating product(s) only when the ambient air temperature is at least 50°F (10°C) and rising, and when the ambient temperature will not drop below 50°F (10°C) within 8 hours of application of the coating. There should be no precipitation expected within 12 hours after applying the final top coat.

The Contractor shall follow all manufacturers' recommendations regarding spray equipment and mixing technique. Coating color shall match existing. Coatings shall be applied per manufacturer's recommendations at the following thicknesses:

Primer	5 mils wet (1 mil dry)
First Coat	25 mils wet (20 mils dry)
Second Coat	30 mils wet (25 mils dry)
Third Coat	30 mils wet (25 mils dry)
Seal Coat	5 mils wet (1 mil dry)

Basis of Payment:

This work will be paid for at the contract unit price per Square Yard of pavement for HMA TEXTURED ASPHALT DRIVEWAY PAVEMENT REPAIR

**HMA BINDER COURSE- PATH, IL-19.0, N50
HMA SURFACE COURSE- PATH, MIX "C", N50**

Description: These will be the pay items for paving mixed-use HOT MIX ASPHALT paths on a prepared crushed stone (or crushed asphalt) base or existing asphalt at various locations as shown on the plans. The path widths shall vary by location from 6' to 10', and shall be paved in 1 ½" lifts meeting existing structures, walk, or curb adjacent to the path. Unless otherwise specified, all work and materials shall meet the requirements of Section 406 of the Standard Specifications.

Ravinia Avenue Path Construction Requirements: At this work location, the existing asphalt path shall be overlaid with a single 1 ½" lift of HOT MIX ASPHALT SURFACE COURSE, MIX "C", N50. Prior to paving, the contractor shall sweep and clean pavement, remove any vegetation, cut butt joints, and patch any failed or unsuitable areas as directed by the Engineer. Pavement cleaning and butt joints shall be included in the unit price of this work. Patching will be paid for as CLASS D PATCHES, VARIOUS TYPES- PATH.

Park Station Boulevard Path Construction Requirements: At this location, the Contractor shall construct a ten foot (10') wide asphalt path through the Village park site as directed by the Engineer. The Contractor shall pave three inches (3") of Hot-Mix Asphalt, ten feet (10') wide in two 1 ½" lifts on a prepared base. The bottom lift shall be 1 ½" HMA BINDER COURSE, IL-19.0, N50, the top shall be 1 ½" HMA SURFACE COURSE, MIX "C", N50. The paving work shall immediately follow the Contractor's excavation and base construction. These items will be paid for separately as EXCAVATION and AGGREGATE BASE COURSE, TYPE B.

143rd Street Path Construction Requirements: This path shall be constructed along the north side of 143rd Street, approximately 9300 to 9400 west, as directed by the Engineer. At this location, the existing concrete sidewalk will be removed and replaced with a six foot (6') wide asphalt path on a prepared crushed stone (or crushed asphalt) base. Village crews will remove the existing concrete, fine grade the sub-base, and install compacted aggregate as necessary to construct a suitable base for the asphalt paving. This excavation and stone base work is not included as part of this Contract.

The Contractor shall pave three inches (3") of Hot-Mix Asphalt, six feet (6') wide in two 1 ½" lifts on the prepared base. The bottom lift shall be 1 ½" HMA BINDER COURSE, IL-19.0, N50, the top shall be 1 ½" HMA SURFACE COURSE, MIX "C", N50. The asphalt may be installed by whatever mechanical means are convenient to the Contractor; however the equipment shall be capable of controlling and maintaining the proper width and thickness, and shall be approved by the Engineer prior to any paving work. All other applicable parts of Section 406 still apply. The Contractor shall provide guidance and warnings (as needed for Contractor portion of work) to ensure the safe operation and passage of all traffic, including pedestrians. The cost of this traffic control shall be paid for separately as TRAFFIC CONTROL AND PROTECTION, 143RD STREET.

Method of Measure: HMA SURFACE COURSE- PATH, MIX "C", N50 will be measured for payment in Tons as specified for Hot-Mix Asphalt in Section 406.13 of the Standard Specifications.

Basis of Payment: This work will be paid for at the contract unit price per Ton for HMA SURFACE COURSE- PATH, MIX "C", N50.

EARTH EXCAVATION

Description: This work shall consist of the excavation, transportation, and disposal of excavated material as specified in Section 202 of the Standard Specifications. Work will be performed at various locations throughout the project areas as determined by the Engineer in preparation of proposed new sidewalk or asphalt bike path.

Sidewalk Construction Requirements: The Contractor shall excavate to the sub-base elevation for new P.C.C. sidewalk proposed across vacant properties or near intersections (to meet ADA Requirements). Generally, the Contractor will excavate topsoil approximately seven inches (7") deep by six feet (6') wide allowing a suitable area to install a five foot (5') wide concrete sidewalk- five inches (5") concrete on two inches (2") stone base.

Path Construction Requirements: The Contractor shall excavate to the sub-base elevation for a new asphalt path proposed through Village owned park property. The Contractor will excavate topsoil approximately twelve inches (12") deep by eleven feet (11') wide allowing a suitable area to install a ten foot (10') wide asphalt path- nine inches (9") Aggregate Base, 1 ½" HMA Binder Course, and 1 ½" HMA Surface Course.

Excavated material being disposed of at an uncontaminated soil fill operation or clean construction demolition debris fill site shall meet the requirements of public act 96-1416. All costs associated with meeting these requirements shall be included in the unit price of EARTH EXCAVATION. These costs shall include but are not limited to all required testing, lab analysis, certification by a licensed professional engineer, and state and local tipping fees.

Method of Measurement: EARTH EXCAVATION will be measured for payment in place and the volume computed in Cubic Yards.

Basis of Payment: This work shall be paid for at the contract unit price per Cubic Yard for EARTH EXCAVATION.

HOT-MIX ASPHALT SURFACE REMOVAL, 1¾"

Description: This work shall consist of the removal, transportation, and disposal of the existing bituminous surface as specified in Section 440 of the Standard Specifications. The typical depth of milling shall be 1¾" (one and three-quarters inches). At locations determined by the Engineer, the depth of the milling may be increased or decreased in order to provide the proper cross slope or to allow for the minimum overlay thickness due to the variable cross slope of the existing pavement. The additional milling may require multiple passes with the milling machine. This additional milling depth shall be included in the cost of the pay item HOT-MIX ASPHALT SURFACE REMOVAL, 1¾".

Method of Measurement: Hot-mix asphalt surface removal shall be measured for payment in place and the area computed in square yards. If multiple passes are required to mill to the required depth, only the first pass shall be measured.

Basis of Payment: This work shall be paid for at the contract unit price per square yard for HOT-MIX ASPHALT SURFACE REMOVAL, 1¾".

HOT-MIX ASPHALT SURFACE REMOVAL, EDGE MILL

Description: This work shall consist of the removal, transportation, and disposal of the existing bituminous surface as specified in Section 440 of the Standard Specifications. The milling shall be completed in a single pass, 7' wide parallel with the concrete curb & gutter. The depth of milling shall vary from 2" along the front edge of the concrete curb & gutter, to 0" at a distance 7' away from the front of curb. At locations determined by the Engineer the depth of the milling may be increased or decreased in order to provide the proper cross slope or to allow for the minimum overlay thickness due to the variable cross slope of the existing pavement.

Method of Measurement: Hot-mix asphalt surface removal shall be measured for payment in place and the area computed in square yards. If multiple passes are required to mill to the required depth, only the first pass shall be measured.

Basis of Payment: This work shall be paid for at the contract unit price per square yard for HOT-MIX ASPHALT SURFACE REMOVAL, EDGE MILL.

CLASS D PATCHES, VARIOUS TYPES

Description: This work shall consist of the removal and replacement of hot-mix asphalt patches as specified in Section 442 of the Standard Specifications. The work will be completed in areas shown on the plans to be paved with HOT-MIX ASPHALT SURFACE COURSE prior to final paving. All materials and equipment shall conform to section 442. The size and location of the patches will be determined by the Engineer after concrete work and milling operations are complete.

Construction Requirements: All class D patches will be saw-cut the full depth of the existing asphalt prior to removal. Patches will be removed by methods that do not damage the adjacent pavement to remain in place. Depth of patches shall be between 2½" and 5", and shall match the full depth of the existing asphalt unless otherwise directed by the Engineer. Patches deeper than 4" will be paved in two lifts. Pavement removed and replaced outside of the areas marked for patching by the Engineer will not be paid.

Method of Measurement: Regardless of the size, CLASS D PATCHES, VARIOUS TYPES will be measured for payment in tons according to Article 406.13 of the Standard Specifications.

Basis of Payment: This work shall be paid for at the contract unit price per Ton for CLASS D PATCHES, VARIOUS TYPES.

CLASS D PATCHES, VARIOUS TYPES- OFFSITE

Description: This work shall consist of the removal and replacement of hot-mix asphalt patches as specified in Section 442 of the Standard Specifications. These patches will be part of the maintenance of various streets throughout the Village that are not included in the Road Improvement Program plan set. The size and location of the patches will vary, and be determined by the Engineer as maintenance needs require throughout the construction season. However, each time the Contractor is notified to begin this work, the areas marked will be estimated to exceed 60 accumulated tons. All materials and equipment shall conform to section 442.

Construction Requirements: All class D patches will be saw-cut the full depth of the existing asphalt prior to removal. Patches will be removed by methods that do not damage the adjacent pavement to remain in place. Pavement removed and replaced outside of the areas marked for patching by the Engineer will not be paid. Depth of patches shall be between 2½" and 5", and shall match the full depth of the existing asphalt unless otherwise directed by the Engineer. Regardless of depth, patches will be replaced in two lifts; HOT-MIX ASPHALT BINDER COURSE, IL-19, N50, as required to allow 1½ HOT-MIX ASPHALT SURFACE COURSE.

Method of Measurement: Regardless of the size or material, CLASS D PATCHES, VARIOUS TYPES- OFFSITE will be measured for payment in tons as specified for Hot-Mix Asphalt in Section 406.13 of the Standard Specifications.

Basis of Payment: This work shall be paid for at the contract unit price per Ton for CLASS D PATCHES, VARIOUS TYPES- OFFSITE.

CLASS D PATCHES, VARIOUS TYPES- PATH

Description: This work shall consist of the removal and replacement of hot-mix asphalt patches as specified in Section 442 of the Standard Specifications. The work will be completed on asphalt paths as shown on the plans prior to paving with HOT-MIX ASPHALT SURFACE COURSE- PATH. All materials and equipment shall conform to section 442 of the Standard Specifications.

Construction Requirements: All class D patches will be saw-cut the full depth of the existing asphalt prior to removal. Patches will be removed by methods that do not damage the adjacent pavement to remain in place. Pavement damaged by the Contractor, or Pavement removed and replaced outside of the areas marked for patching by the Engineer will not be paid. Depth of patches shall be between 2" and 4", and shall match the full depth of the existing adjacent asphalt unless otherwise directed by the Engineer.

Method of Measurement: Regardless of the size, CLASS D PATCHES, VARIOUS TYPES- PATH will be measured for payment in Tons as specified for Hot-Mix Asphalt in Section 406.13 of the Standard Specifications.

Basis of Payment: This work shall be paid for at the contract unit price per Ton for CLASS D PATCHES, VARIOUS TYPES- PATH.

AGGREGATE BASE COURSE, TYPE B

Description: This will be the pay item to furnish and install aggregate base prior to constructing new P.C.C. sidewalk or Asphalt Path. Work will be performed at various locations throughout the project areas as determined by the Engineer in preparation of proposed new sidewalk or asphalt bike path. All materials, equipment and work shall conform to section 351 of the Standard Specifications.

Sidewalk Construction Requirements: After excavating, the Contractor shall install a two inch (2") compacted Aggregate Base suitable for construction of the five foot (5') wide, five inch (5") P.C.C. sidewalk. This work shall be completed across public owned properties, vacant properties or near intersections as directed by the Engineer (to meet ADA Requirements).

Path Construction Requirements: After excavating, the Contractor shall install a nine inch (9") compacted Aggregate Base suitable for construction of the ten foot (10') wide asphalt path (1 ½" HMA Binder Course, and 1 ½" HMA Surface Course).

Method of Measurement: Aggregate used fore base course will be measured for payment in Tons as specified in Article 351.11 of the Standard Specifications.

Basis of Payment: This work will be paid for at the contract unit price per Ton for AGGREGATE BASE COURSE, TYPE B as specified in Article 351.12.

SEEDING, CLASS 1 (& TOPSOIL) EROSION CONTROL BLANKET

Description: These will be the pay items for restoring the topsoil and grass adjacent to new concrete or asphalt path on vacant or publicly owned property, or as determined by the Engineer. Generally, the restored area will be approximately 24 inches wide by the length of the new concrete. The seeded areas may be used to transition the elevation difference between the existing ground and the new concrete. This work shall be performed in accordance with Sections 250 and 251 of the Standard Specifications.

Materials: Seed mixture shall be Class 1, Lawn Mixture 7, as specified in Article 250.07. Erosion Control Blanket shall be either Excelsior Blanket [251.02(e)] or Knitted Straw Mat [251.02(f)] as specified in Article 1081.10 of the Standard Specifications.

Construction Requirements: Within five days of new concrete placement, the adjacent disturbed areas shall be backfilled with topsoil flush with the top of the concrete (unless adjacent to a paved area). This topsoil shall be included in the cost for SEEDING, CLASS 1 (& TOPSOIL). Immediately following topsoil placement, the Contractor shall install the SEEDING and EROSION CONTROL BLANKET. Any watering required to ensure growth shall be included in the cost for SEEDING, CLASS 1A (& TOPSOIL).

Method of Measurement: SEEDING, CLASS 1 (& TOPSOIL) shall be measured for payment in place and the area computed in square yards. EROSION CONTROL BLANKET shall be measured for payment in place and the area computed in square yards. Topsoil and Watering will not be measured for payment.

Basis of Payment: This work will be paid for at the contract unit price per Square Yard for SEEDING, CLASS 1 (& TOPSOIL) and EROSION CONTROL BLANKET. Topsoil and watering will not be paid for separately but shall be included in the cost for SEEDING, CLASS 1A (& TOPSOIL).

SODDING (& TOPSOIL)

Description: This will be the pay item for restoring the topsoil and grass disturbed by this project. This work shall be performed in accordance with Sections 252 of the Standard Specifications.

Construction Requirements: Within five days of new concrete placement, the adjacent disturbed areas shall be backfilled with topsoil flush with the top of the concrete (unless adjacent to a paved area). This topsoil shall be included in the unit price for SODDING (& TOPSOIL). The cutting and replacement of sod will be delayed until after October 1st, and then only as weather conditions allow as determined by the Engineer. The backfilled areas will not be prepared for sod until sod placement is planned within 5 days. Typically, the contractor will cut and replace sod 18" wide along the new concrete as required. Not all new concrete replacement areas will require sod replacement. Any watering required to ensure growth shall be included in the cost for SODDING (& TOPSOIL).

Method of Measurement: SODDING (& TOPSOIL) shall be measured for payment in place and the area computed in square yards as specified in Section 252.12. Topsoil and Watering will not be measured for payment.

Basis of Payment: This work will be paid for at the contract unit price per square yard for SODDING (& TOPSOIL). Topsoil and watering will not be paid for separately but shall be included in the unit price for SODDING (& TOPSOIL).

PIPE UNDERDRAIN, 6" PERFORATED PVC

Description: This will be the pay item for installing a 6" perforated PVC pipe along the front or back of combination curb & gutter as shown in the 'Details' section of this document. This work shall be performed in accordance with Section 601 of the Standard Specifications.

Materials: Pipe material shall be Perforated Corrugated Polyvinyl Chloride (PVC) Pipe with a Smooth Interior, 601.02(n) as specified in Article 1040.03(c). Trench backfill will be washed CA-7 and conform to Section 208.

Construction Requirements: This work shall include a 12 in. wide by approximately 24 in. deep trench lined with geotechnical fabric, a 6 in. perforated PVC underdrain to be connected to existing or new manholes or inlets, and backfill using CA-7 gradation stone to the bottom of the curb. Trench depth may vary to ensure positive flow in the pipe. After backfilling with CA-7, the fabric shall be overlapped across the top of the stone as shown in the detail. The remainder of the trench shall be backfilled with TRENCH BACKFILL- CA-6 to 4¼" below the front of curb, and then patched with CLASS D PATCHES- VARIOUS TYPES to 1¼" below the front of curb to allow for final paving.

All trenches to be excavated under or across a paved area shall be saw-cut the full depth of the pavement prior to excavation. Saw-cutting will not be paid separately. At the Engineer's direction, deteriorated pavement adjacent to a trench shall be saw-cut, removed, and patched in conjunction with the trench patching.

Any sump pump discharging within three feet of the adjacent curb shall be connected to the underdrain pipe using the same PVC material. Additionally, a capped pipe stub approximately three feet (3') in length may be required at other locations where excessive ground water conditions exist, or as directed by the engineer. All fittings required to make these, or any other connections shall be included in the cost for PIPE UNDERDRAIN, 6" PERFORATED PVC.

Method of Measurement: PIPE UNDERDRAIN, 6" PERFORATED PVC will be measured for payment in place in Linear Feet along the centerline of the pipe and shall include all fittings. TRENCH BACKFILL- CA-7 and TRENCH BACKFILL- CA-6 will be measured for payment in Tons according to Article 311.08 of the Standard Specifications. CLASS D PATCHES, VARIOUS TYPES will be measured for payment in tons according to Article 406.13. Geotechnical fabric and saw-cutting will not be measured for payment.

Basis of Payment: This work will be paid for at the contract unit price per Linear Foot for PIPE UNDERDRAIN, 6" PERFORATED PVC. The aggregate used for backfilling will be paid per Ton for TRENCH BACKFILL- CA-7 or TRENCH BACKFILL- CA-6. The hot-mix asphalt patches will be paid for at the contract unit price per Ton for CLASS D PATCHES, VARIOUS TYPES. The geotechnical fabric, saw-cutting, and all required fittings will not be paid for separately but shall be included in the cost for PIPE UNDERDRAIN, 6" PERFORATED PVC.

INLET, TYPE A, FRAME & LID

Description: This will be the pay item for installing a new 24" concrete Inlet, type A, with a frame and lid as specified. All work shall be performed in accordance with Section 602 of the Standard Specifications.

Materials: Inlet shall be a Type A pre-cast concrete structure as shown on the 'Details' section of this document. The frame and lid shall be East Jordan Iron Works 7525.

Basis of Payment: This work will be paid for at the contract unit price per Each for INLET, TYPE A, FRAME & LID which shall include all materials and work necessary to install inlet and frame as specified.

FRAME & LID TO BE ADJUSTED (STEEL RING)

Description: All work shall be performed in accordance with Section 603 of the Standard Specifications. This will be the pay item for installing a new iron or steel adjusting ring on an existing structure frame according to Article 603.08. These rings shall be installed on structure frames in the pavement areas to be resurfaced that do not require any other adjustment. Exact locations of frames to be adjusted will be indicated in the field by the Engineer, and the number of adjustments per project area is estimated on the project plan sheet(s).

Basis of Payment: This work will be paid for at the contract unit price per Each for FRAME & LID TO BE ADJUSTED.

MANHOLE/INLET TO BE ADJUSTED

Description: This pay item is for the adjustment of existing utility structures by replacing adjusting rings and reseating the frame. All work shall be performed in accordance with Section 602 of the Standard Specifications. Exact locations of structures to be adjusted will be indicated in the field by the Engineer, and the number of adjustments per project area is estimated on the project plan sheet(s).

Materials:

1. New, crack-free concrete adjustment risers shall conform to ASTM C478.
2. Rubber adjustment risers (Infra-Riser brand or approved equal) shall be manufactured in accordance with ASTM D1248. Recycled materials meeting the requirements of ASTM D1248 may be used.

Adjusting Requirements:

1. All structure adjustments shall use at least one rubber adjustment riser (Infra-Riser brand or approved equal) to establish the final seating surface of the structure frame. If necessary, said riser shall be of the tapered type in order to match the grade of the roadway
2. No more than two (2) rubber adjustment risers with three (3) inches total maximum rubber-adjusted height shall be allowed.
3. Adjustment less than three (3) inches in height shall consist of only rubber adjustment riser(s). The minimum thickness of a rubber adjustment riser shall be one (1) inch.
4. Adjustment greater than three (3) inches in height shall use a pre-cast concrete riser for the lower riser, and the final riser shall be of the rubber type.

Sealing: All non-rubber mating surfaces, exterior joints of frames, adjustment riser(s), flat slab top or cone section (if applicable) and structure sections shall be sealed with a uniform application of bituminous mastic sealant. The mating surfaces of all rubber adjustment risers shall be sealed with the manufacturer's recommended sealant for rubber adjustment risers. If multiple adjustment risers are required, a continuous application of sealant shall be applied between each unit. Interior surfaces shall be sealed with concrete mortar or epoxy mortar. Concrete mortar or epoxy mortar will not be used on mating surfaces as a sealant between adjustment risers, structure sections or frames.

General procedure of work:

1. Structure frame and grate shall be reused unless deemed to be defective by the Village.
2. All compromised adjusting risers shall be removed from the structure and discarded
3. All existing loose mortar and other foreign material shall be completely removed from the structure prior to application of the new sealant. The sealant shall be applied to a clean and undamaged surface to achieve a smooth finish suitable for seating adjustment risers.
4. Upon installation, adjusting riser(s) shall be concentric with the frame and the slab opening itself.
5. The structure frame shall be set at an elevation to substantially match the cross-slope of the roadway and existing curb grade, or the existing grade.
6. Fresh mortar shall be applied to all interior areas of the structure with infiltration potential, including frames, adjusting rings, pipe connections or any other compromised surfaces.
7. All loose material shall be removed from the bottom of the structure.

Basis of Payment: This work will be paid for at the contract unit price per Each structure serviced for **MANHOLE/INLET TO BE ADJUSTED**.

RECONSTRUCT MANHOLE, BLOCK

Description: This pay item is for the reconstruction of existing brick or masonry block utility structures. This work will include the replacement of brick or concrete masonry units. All work shall be performed in accordance with Section 602 of the Standard Specifications. Exact locations of structures to be adjusted will be indicated in the field by the Engineer, and the number of adjustments per project area is estimated on the project plan sheet(s).

Materials:

1. New, concrete masonry units shall conform to ASTM C139.
2. New, crack-free concrete adjustment risers shall conform to ASTM C478
3. Rubber adjustment risers (Infra-Riser brand or approved equal) shall be manufactured in accordance with ASTM D1248. Recycled materials meeting the requirements of ASTM D1248 may be used.

Adjusting Requirements:

1. All structure adjustments shall use at least one rubber adjustment riser (Infra-Riser brand or approved equal) to establish the final seating surface of the structure frame. If necessary, said riser shall be of the tapered type in order to match the grade of the roadway
2. No more than two (2) rubber adjustment risers with three (3) inches total maximum rubber-adjusted height shall be allowed.
3. Adjustment less than three (3) inches in height shall consist of only rubber adjustment riser(s). The minimum thickness of a rubber adjustment riser shall be one (1) inch.
4. Adjustment greater than three (3) inches in height shall use a pre-cast concrete riser for the lower riser, and the final riser shall be of the rubber type.

Sealing: All mating surfaces and interior and exterior joints between concrete masonry units shall be sealed with a uniform application of mortar. All other non-rubber mating surfaces, exterior joints of frames, adjustment riser(s), flat slab top or cone section (if applicable) and structure section shall be sealed with a uniform application of bituminous mastic sealant. The mating surfaces of all rubber adjustment risers shall be sealed with the manufacturer's recommended sealant for rubber adjustment risers. If multiple adjustment risers are required, a continuous application of sealant shall be applied between each unit. Interior surfaces shall be sealed with concrete mortar or epoxy mortar. Concrete mortar or epoxy mortar will not be used on mating surfaces as a sealant between adjustment risers or frames.

General procedure of work:

1. Structure frame and grate shall be reused unless deemed to be defective by the Engineer.
2. All compromised adjusting risers and masonry units shall be removed from the structure and discarded.
3. All existing loose mortar, masonry units, and other foreign material shall be completely removed from the structure prior to application of the new mortar and concrete masonry units. The mortar shall be applied to a clean and undamaged surface to achieve a smooth finish suitable for seating concrete masonry units.
4. Upon installation, adjusting riser(s) shall be concentric with the frame and the slab opening itself.
5. The structure frame shall be set at an elevation to substantially match the cross-slope of the roadway and existing curb grade, or the existing grade.
6. Fresh mortar shall be applied to all interior areas of the structure with infiltration potential, including frames, adjusting rings, pipe connections or any other compromised surfaces.
7. All loose material shall be removed from the bottom of the structure.

Basis of Payment: This work will be paid for at the contract unit price per Each for **RECONSTRUCT MANHOLE, BLOCK**.

RECONSTRUCT MANHOLE, CONE SECTION

Description: This pay item is for the reconstruction of existing precast reinforced concrete utility structures. This work will include the replacement of the precast reinforced tapered cone section of the structure. All work shall be

performed in accordance with Section 602 of the Standard Specifications. Exact locations of structures to be adjusted will be indicated in the field by the Engineer, and the number of adjustments per project area is estimated on the project plan sheet(s).

Materials:

1. Structure adjustment shall require replacement of the existing tapered cone section and any existing adjusting riser(s).
2. All structure adjustments shall use at least one rubber adjustment riser (Infra-Riser brand or approved equal) to establish the final seating surface of the structure frame. If necessary, said riser shall be of the tapered type in order to match the grade of the roadway
3. No more than two (2) rubber adjustment risers with three (3) inches total maximum rubber-adjusted height shall be allowed.
4. Adjustment less than three (3) inches in height shall consist of only rubber adjustment riser(s). The minimum thickness of a rubber adjustment riser shall be one (1) inch.
5. Adjustment greater than three (3) inches in height shall use a pre-cast concrete riser for the lower riser, and the final riser shall be of the rubber type.

Sealing: All non-rubber mating surfaces, exterior joints of frames, adjustment riser(s), cone section and structure section shall be sealed with a uniform application of bituminous mastic sealant. The mating surfaces of all rubber adjustment risers shall be sealed with the manufacturer's recommended sealant for rubber adjustment risers. If multiple adjustment risers are required, a continuous application of sealant shall be applied between each unit. Interior surfaces shall be sealed with concrete mortar or epoxy mortar. Concrete mortar or epoxy mortar will not be used on mating surfaces as a sealant between adjustment risers, structure sections or frames.

General procedure of work:

1. Structure frame and grate shall be reused unless deemed to be defective by the Village.
2. All compromised adjusting riser(s) and the cone section shall be removed from the structure and discarded.
3. All existing loose mortar and other foreign material shall be completely removed from the structure prior to application of the new sealant. The sealant shall be applied to a clean and undamaged surface to achieve a smooth finish suitable for seating adjustment risers.
4. Upon installation, adjusting riser(s) shall be concentric with the frame and the slab opening itself.
5. The structure frame shall be set at an elevation to substantially match the cross-slope of the roadway and existing curb grade, or the existing grade.
6. Fresh mortar shall be applied to all interior areas of the structure with infiltration potential, including frames, adjusting rings, pipe connections or any other compromised surfaces.
7. All loose material shall be removed from the bottom of the structure.

Basis of Payment: This work will be paid for at the contract unit price per Each for **RECONSTRUCT MANHOLE, CONE SECTION.**

RECONSTRUCT MANHOLE, FLAT SLAB TOP

Description: This pay item is for the reconstruction of existing precast reinforced concrete utility structures. This work will include the replacement of the precast reinforced flat slab top of the structure. All work shall be performed in accordance with Section 602 of the Standard Specifications. Exact locations of structures to be adjusted will be indicated in the field by the Engineer, and the number of adjustments per project area is shown on the project plan sheet(s).

Materials:

1. Structure adjustment shall require replacement of the existing flat slab top section and any existing adjusting riser(s).
2. All structure adjustments shall use at least one rubber adjustment riser (Infra-Riser brand or approved equal) to establish the final seating surface of the structure frame. If necessary, said riser shall be of the tapered type in order to match the grade of the roadway

3. No more than two (2) rubber adjustment risers with three (3) inches total maximum rubber-adjusted height shall be allowed.
4. Adjustment less than three (3) inches in height shall consist of only rubber adjustment riser(s). The minimum thickness of a rubber adjustment riser shall be one (1) inch.
5. Adjustment greater than three (3) inches in height shall use a pre-cast concrete riser for the lower riser, and the final riser shall be of the rubber type.

Sealing: All non-rubber mating surfaces, exterior joints of frames, adjustment riser(s), flat slab top section and structure section shall be sealed with a uniform application of bituminous mastic sealant. The mating surfaces of all rubber adjustment risers shall be sealed with the manufacturer's recommended sealant for rubber adjustment risers. If multiple adjustment risers are required, a continuous application of sealant shall be applied between each unit. Interior surfaces shall be sealed with concrete mortar or epoxy mortar. Concrete mortar or epoxy mortar will not be used on mating surfaces as a sealant between adjustment risers, structure sections or frames.

General procedure of work:

1. Structure frame and grate shall be reused unless deemed to be defective by the Village.
2. All compromised adjusting riser(s) and the flat slab top section shall be removed from the structure and discarded.
3. All existing loose mortar and other foreign material shall be completely removed from the structure prior to application of the new sealant. The sealant shall be applied to a clean and undamaged surface to achieve a smooth finish suitable for seating adjustment risers.
4. Upon installation, adjusting riser(s) shall be concentric with the frame and the slab opening itself.
5. The structure frame shall be set at an elevation to substantially match the cross-slope of the roadway and existing curb grade, or the existing grade.
6. Fresh mortar shall be applied to all interior areas of the structure with infiltration potential, including frames, adjusting rings, pipe connections or any other compromised surfaces.
7. All loose material shall be removed from the bottom of the structure.

Basis of Payment: This work will be paid for at the contract unit price per Each for **RECONSTRUCT MANHOLE, FLAT SLAB.**

RE-MORTAR STRUCTURE

Description: This pay item is for the re-mortaring of existing utility structures within the Village right-of-way. All work shall be performed in accordance with Section 602 of the Standard Specifications. Exact locations of structures to be adjusted will be indicated in the field by the Engineer, and the number of adjustments per project area is estimated on the project plan sheet(s).

General procedure of work:

1. Re-mortaring of structures located within the pavement or curblines shall not commence until after the surface course is paved unless otherwise directed by the Engineer.
2. All existing loose mortar and other foreign material shall be completely removed from the structure interior (including bottom) prior to application of the new mortar.
3. Fresh mortar shall be applied to all interior areas of the structure with infiltration potential, including frames, adjusting rings, pipe connections or any other compromised surfaces.
4. A map showing the locations of the re-mortared structures shall be provided to the Village engineer upon completion of the work.

Basis of Payment:

This work will be paid for at the contract unit price per Each structure serviced for **RE-MORTAR STRUCTURE**

THERMOPLASTIC PAVEMENT MARKING

Description: This work shall be performed in accordance with the applicable portions of section 780 of the Standard Specifications. After Surface Course paving is completed, the Contractor shall replace all pavement markings within five (5) work days. As directed by the Engineer, the Contractor may be required to install minimal temporary lane striping in areas where traffic warrants. Temporary lane striping shall be included in the unit price.

Method of Measurement: THERMOPLASTIC PAVEMENT MARKING- LINE will be measured for payment in place and the area computed in Square Feet. THERMOPLASTIC PAVEMENT MARKING- LETTERS AND SYMBOLS will be measured for payment as specified in Article 780.11(b) of the Standard Specifications, and based on the total areas indicated in Table 1 of Article 780.12. Temporary lane striping will not be measured for payment and shall be included in the unit price.

Basis of Payment: This work shall be paid for at the contract unit price per Square Foot for THERMOPLASTIC PAVEMENT MARKING- LINE and THERMOPLASTIC PAVEMENT MARKING- LETTERS AND SYMBOLS.

TRAFFIC CONTROL AND PROTECTION, 143RD STREET

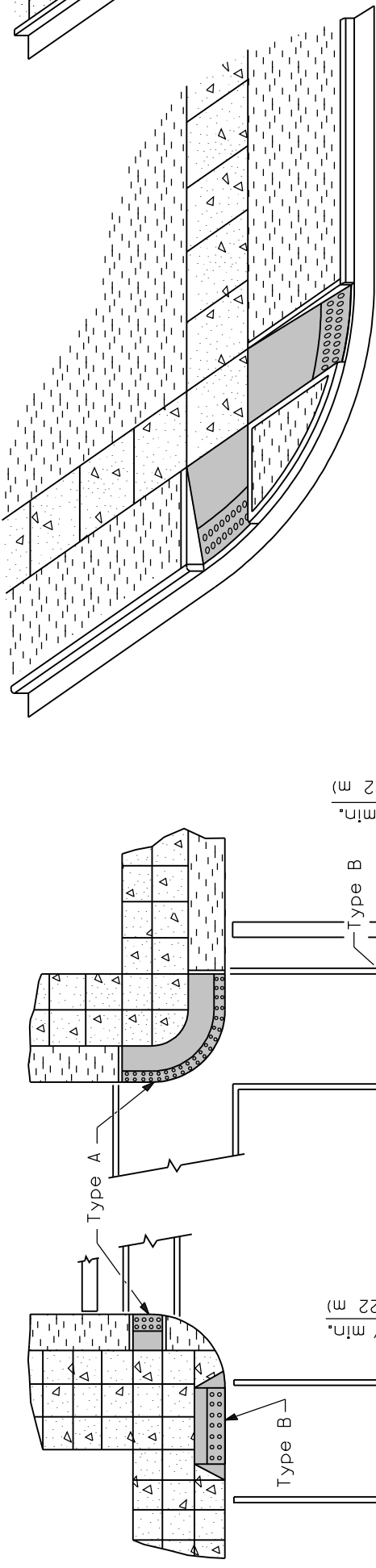
Description: This work shall consist of the daily furnishing, installation, maintenance, relocation, and removal of work zone traffic control and protection associated with the paving and landscape restoration of the proposed asphalt path along 143rd Street as shown on the plans. All materials, equipment, and work shall conform to section 701 of the Standard Specifications, and the Manual on Uniform Traffic Control Devices.

Construction Requirements: During construction, the Village will permit a daily lane closure of the north (west bound) lane on 143rd Street adjacent to the proposed asphalt path as shown on the plans. This lane closure will be restricted to construction days between the hours of 7:00 AM and 5:00 PM. At the end of each work day, all traffic control shall be removed from the roadway allowing normal traffic flow.

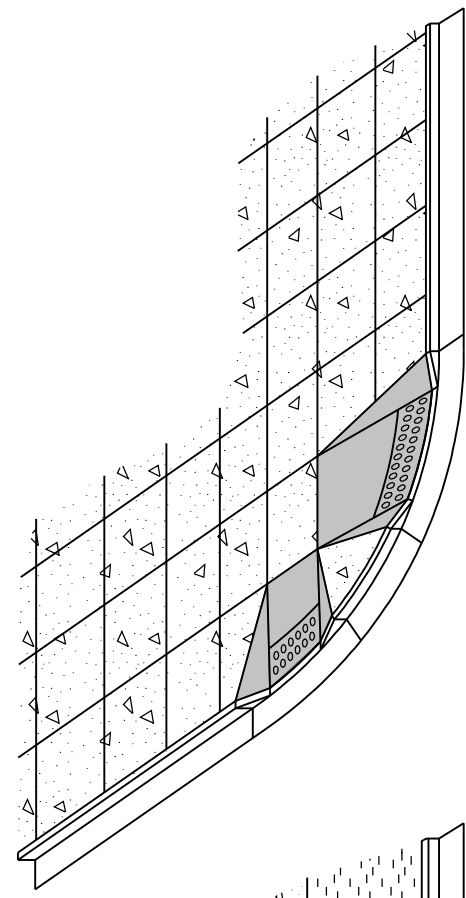
The Contractor shall provide guidance and warnings as required by the Standard Specifications and MUTCD to ensure the safe operation and passage of all traffic, including pedestrians.

Method of Measurement: This work will be measured for payment as a Lump Sum for TRAFFIC CONTROL AND PROTECTION, 143RD STREET.

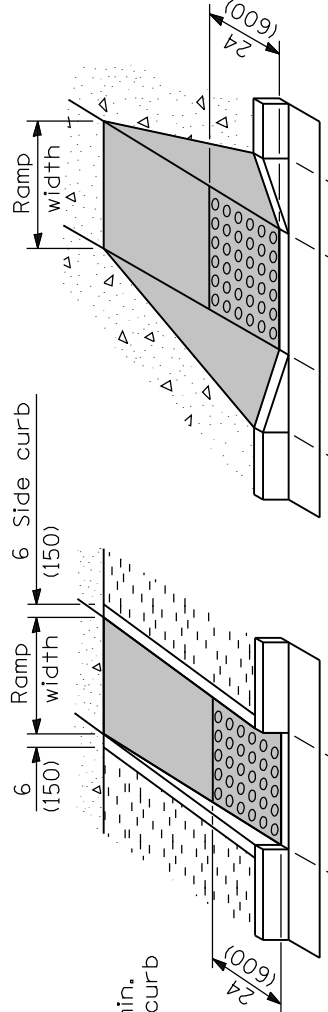
Basis of Payment: This work shall be paid for at the contract unit price per Lump Sum for TRAFFIC CONTROL AND PROTECTION, 143RD STREET.



RECOMMENDED LOCATION OF RAMPS



TYPE B RAMPS

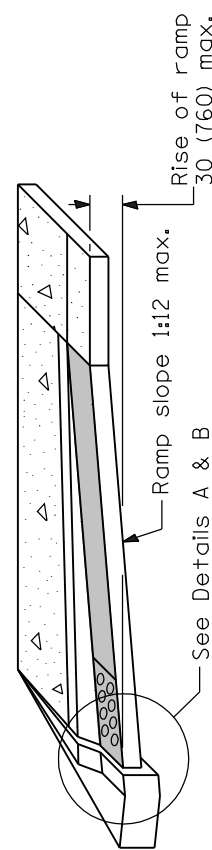


TYPE A RAMPS

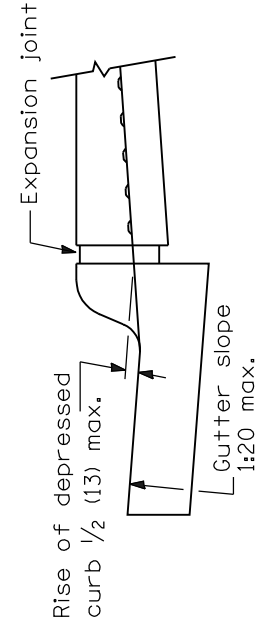
TYPE A

TYPE B

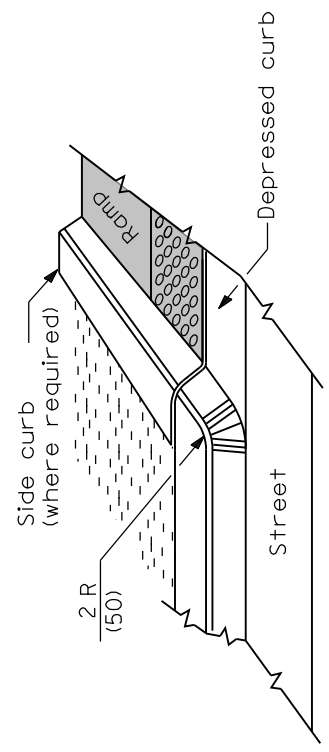
DETAILS OF RAMPS



RAMP PROFILE



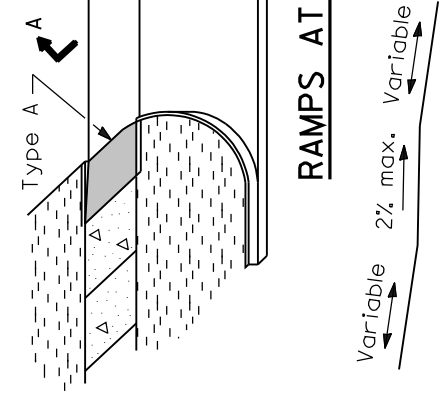
DETAIL A



DETAIL B

LEGEND

- Sidewalk
- Ramp
- Detectable Warnings
- Non walking area



RAMPS AT ALLEYS OR ENTRANCES

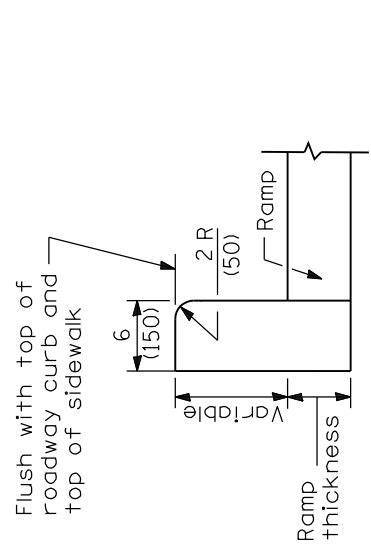
GENERAL NOTES

Detectable warnings shall be installed at curb ramps, medians and pedestrian refuge islands, at-grade railroad crossings, transit platform edges, and other locations where pedestrians are required to cross a hazardous vehicular way. Detectable warnings shall also be installed at alleys and commercial entrances when permanent traffic control devices are present.

The maximum slope of the side flare for Type B ramps shall be 1:10; however, if the width of the landing area between the top of the ramp and an obstruction is less than 4'-0" (1.22 m) then the maximum slope shall be 1:12.

All slope ratios are expressed as units of vertical displacement to units of horizontal displacement (V:H).

All dimensions are in inches (millimeters) unless otherwise shown.



DETAIL OF SIDE CURB

(Side curb may be constructed monolithically with ramp)

DATE	REVISIONS
1-1-08	Switched units to English (metric).
8-1-05	Revised placement of detectable warnings.
	title.

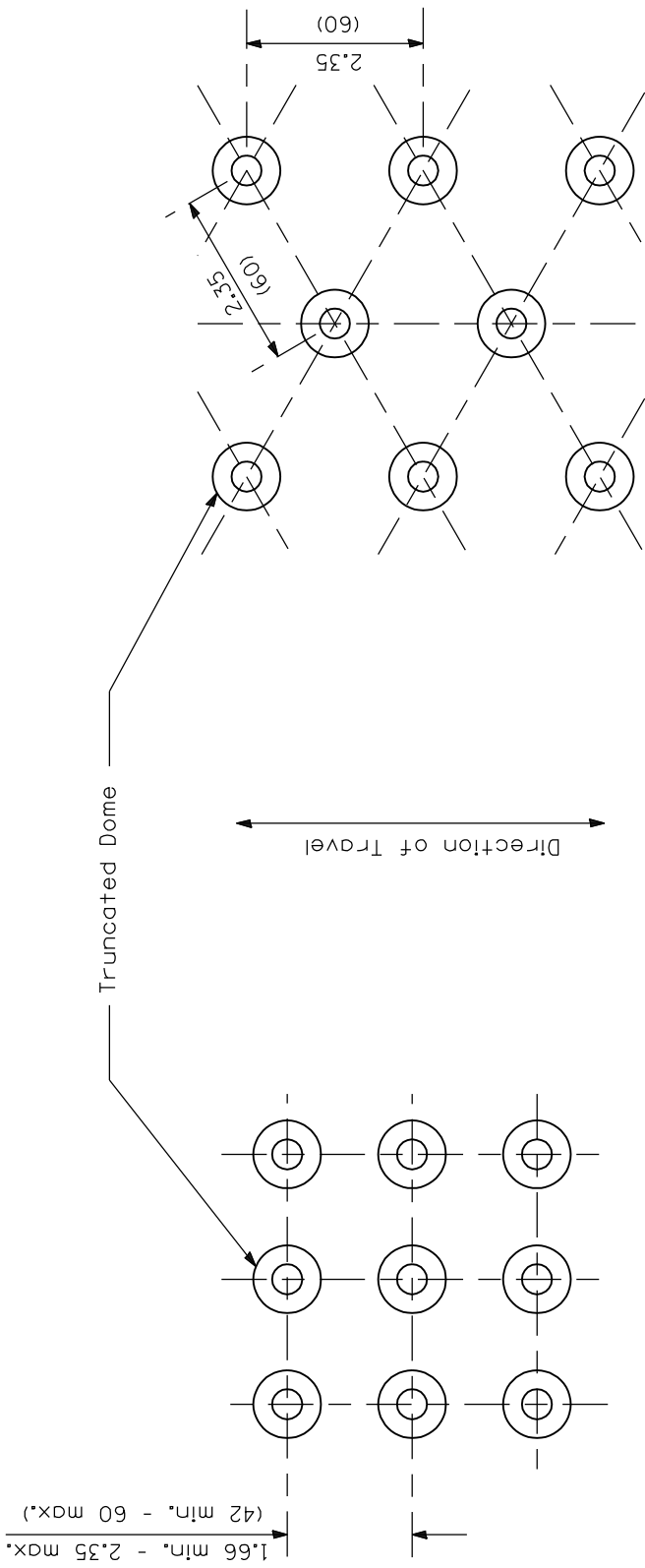
CURB RAMPS FOR SIDEWALKS

(Sheet 1 of 2)

STANDARD 424001-05

Illinois Department of Transportation
 PASSED January 1, 2008
 ENGINEER OF POLICY AND PROCEDURES
 APPROVED January 1, 2008
 ENGINEER OF DESIGN AND ENVIRONMENT

ISSUED 1-1-97

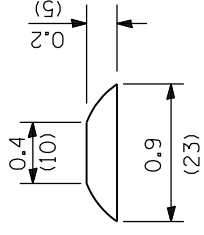


SQUARE PATTERN

(Parallel Alignment)

TRIANGULAR PATTERN

DETECTABLE WARNINGS DETAIL

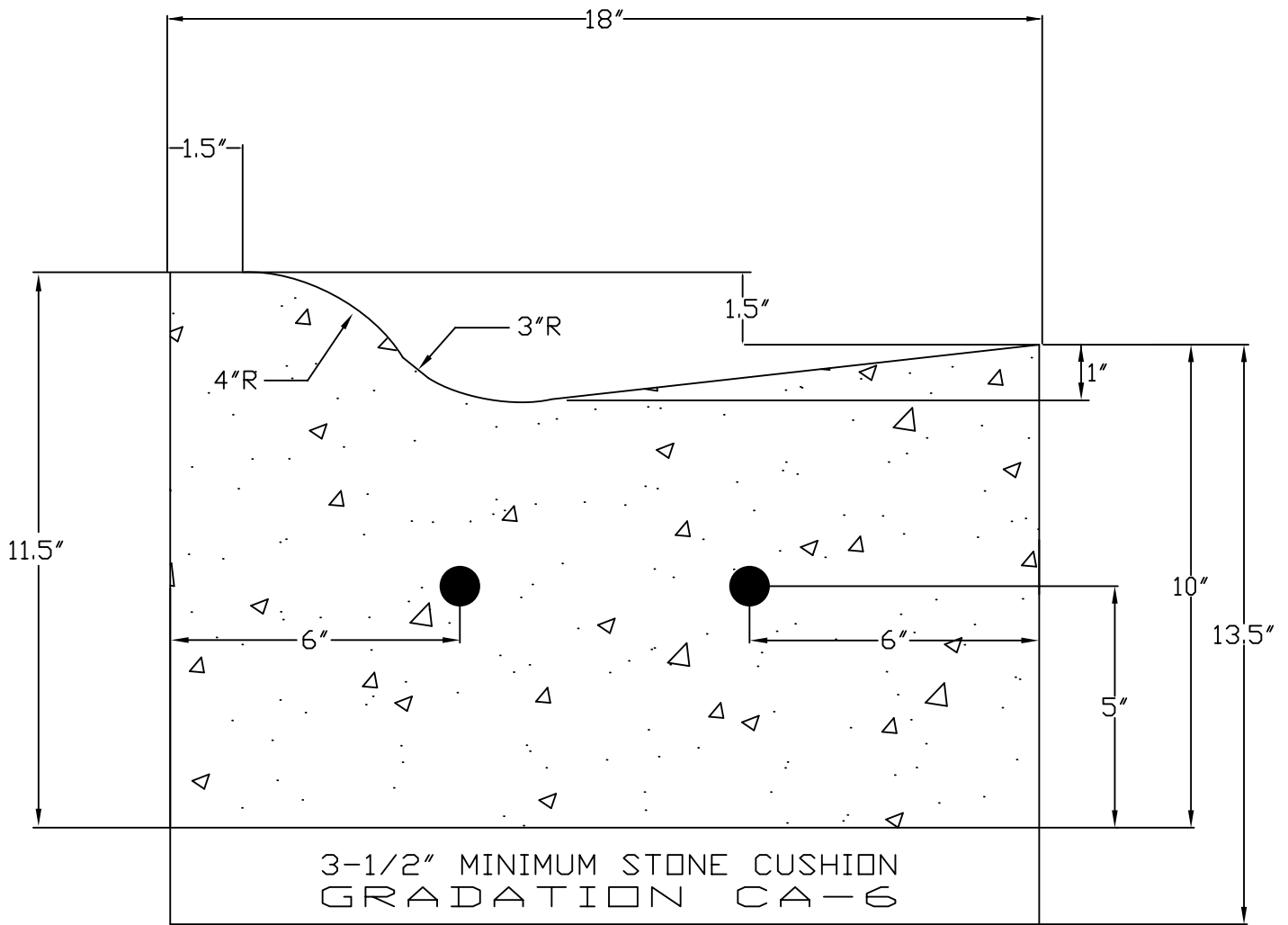


TRUNCATED DOME DETAIL

Illinois Department of Transportation
 PASSED January 1, 2008
 ENGINEER OF POLICY AND PROCEDURES
 APPROVED January 1, 2008
 ENGINEER OF DESIGN AND ENVIRONMENT

ISSUED 1-1-97

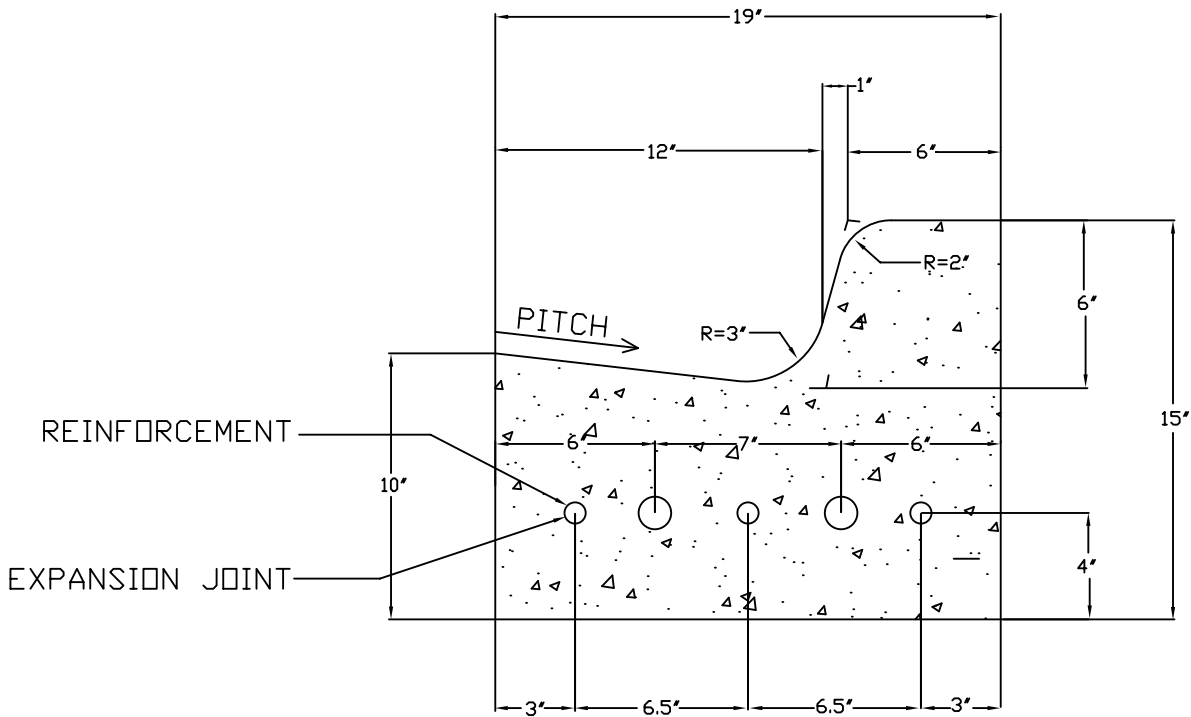
**CURB RAMPS
FOR SIDEWALKS**
 (Sheet 2 of 2)
STANDARD 424001-05



NOTES:

1. REINFORCEMENT: PROVIDE TWO (2) #4 REINFORCING BARS CONTINUOUS BETWEEN EXPANSION JOINTS, WITH LOCATION SPACING AS INDICATED ABOVE.
2. EXPANSION JOINT: 3/4" THICK BITUMINOUS FILLER MATERIAL- PROVIDE TWO (2) #6 X 24" SMOOTH BARS WITH EXPANSION CAPS AT EACH EXPANSION JOINT. INSTALL AT ENDS OF ALL RADII AND NO FURTHER THAN SIXTY (60') FEET APART.
3. SAW THREE (3) EQUALLY SPACED CONTRACTION JOINTS AT TWENTY (20') FEET INTERVALS BETWEEN EXPANSION JOINTS. CONTRACTION JOINTS SHALL BE SAW-CUT IN THE UPPER ONE-THIRD OF CURB AND GUTTER WITHIN 3 DAYS OF PLACEMENT.
4. COST OF BARS SHALL BE INCLUDED IN THE UNIT PRICE (PER LINEAL FOOT) FOR CURB AND GUTTER.

CURB AND GUTTER DETAIL (RESIDENTIAL)		
CURB.DWG	STREET & PAVEMENT	DATE:
DRAWN BY:		REVISED:
Village of ORLAND PARK		REVISED: 2-14-08 rjr
Engineering Department		REVISED: 8-27-07 ktl
		DRAWING NO. STR-03

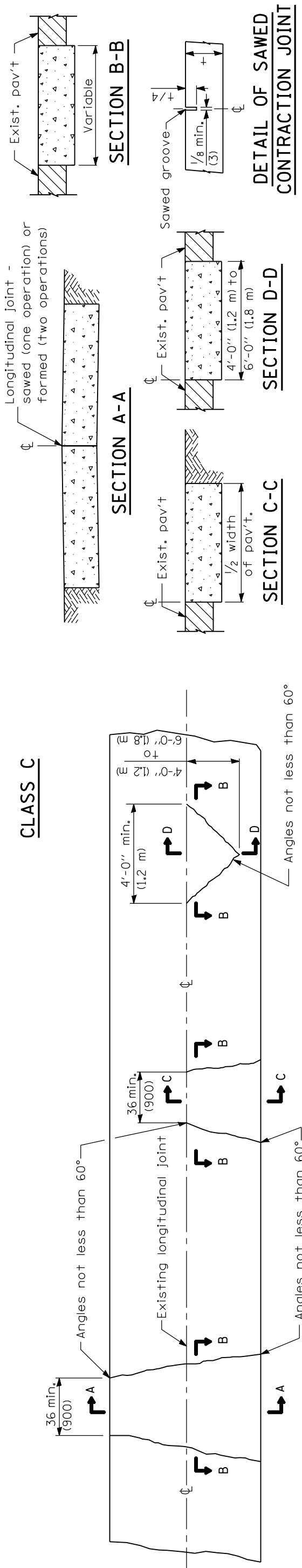


NOTES:

1. REINFORCEMENT SHALL BE THREE (3) #5 REINFORCING BARS CONTINUOUS BETWEEN EXPANSION JOINTS, WITH LOCATION SPACING AS INDICATED ABOVE.
2. EXPANSION JOINT: 3/4" THICK BITUMINOUS FILLER MATERIAL- PROVIDE TWO (2) #6 X 24" SMOOTH BARS WITH EXPANSION CAPS AT EACH EXPANSION JOINT. INSTALL AT ENDS OF ALL RADII AND NO FURTHER THAN SIXTY (60') FEET APART.
3. SAW THREE (3) EQUALLY SPACED CONTRACTION JOINTS AT TWENTY (20') FEET INTERVALS BETWEEN EXPANSION JOINTS. CONTRACTION JOINTS SHALL BE SAW-CUT IN THE UPPER ONE-THIRD OF CURB AND GUTTER WITHIN 3 DAYS OF PLACEMENT.
4. COST OF BARS SHALL BE INCLUDED IN THE UNIT PRICE (PER LINEAL FOOT) FOR CURB AND GUTTER.

B - 6.12 CURB AND GUTTER		
B-612.DWG	STREET & PAVEMENT	DATE:
DRAWN BY:		REVISED:
Village of ORLAND PARK		REVISED: 2-14-08 rjr
Engineering Department		REVISED: 2-6-08 KTL
		DRAWING NO. STR-04

CLASS C



SECTION A-A
Longitudinal joint - sawed (one operation) or formed (two operations)

SECTION B-B
Variable

SECTION C-C
1/2 width of pav't.

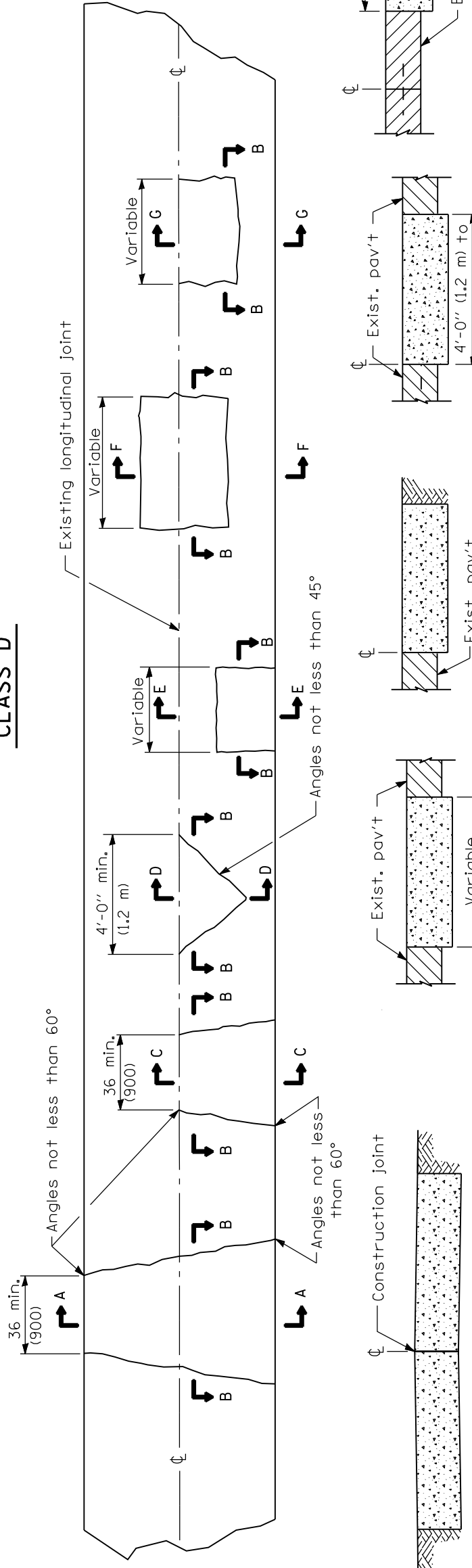
SECTION D-D
4'-0" (1.2 m) to 6'-0" (1.8 m)

DETAIL OF SAWED CONTRACTION JOINT
1/8 min. (3)

NOTE

Longitudinal joints shall be as detailed on Standard 420001, except tie bars are not required for patches 20'-0" (6.0 m) or less in length.

CLASS D



SECTION A-A
(Built in two operations)

SECTION B-B
Variable

SECTION C-C
1/2 width of pav't.

SECTION D-D
4'-0" (1.2 m) to 6'-0" (1.8 m)

SECTION E-E
3'-0" (0.9 m) to 5'-0" (1.5 m)

SECTION F-F
(Built in two operations)

SECTION G-G
3'-0" (0.9 m) to 5'-0" (1.5 m)

GENERAL NOTES

Existing tie bars shall be either cut or removed. Marginal bars shall be cut.

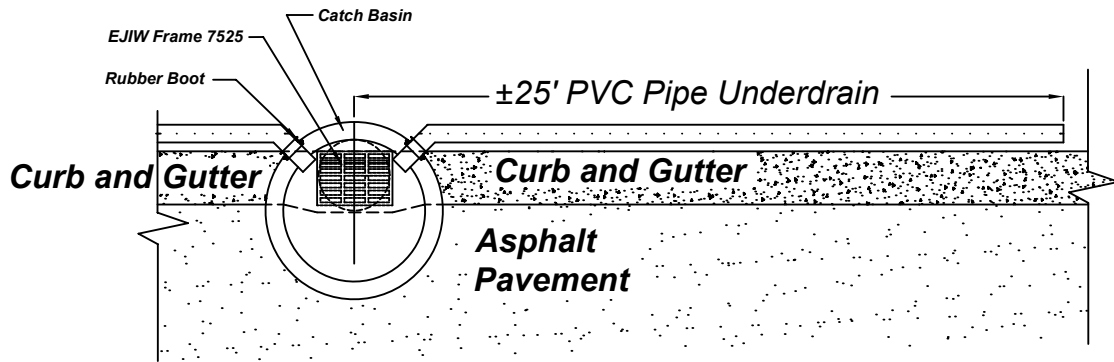
All dimensions are in inches (millimeters) unless otherwise shown.

Illinois Department of Transportation	
PASSED	January 1, 2008
ENGINEER OF POLICY AND PROCEDURES	
APPROVED	January 1, 2008
ENGINEER OF DESIGN AND ENVIRONMENT	

DATE	REVISIONS
1-1-08	Switched units to English (metric).
1-1-07	Revised Note for Class C patches.

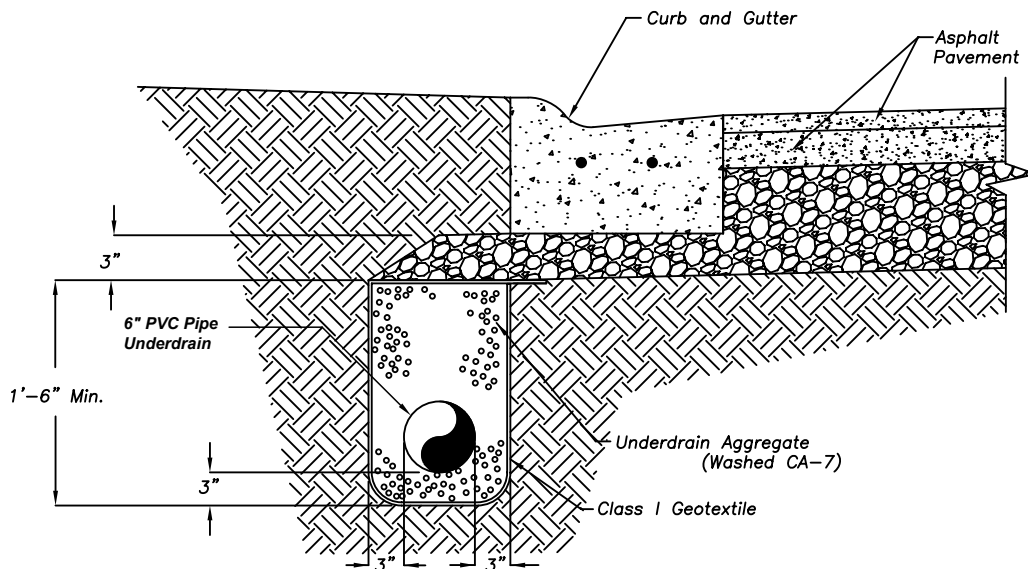
CLASS C and D PATCHES

STANDARD 442201-03



PLAN VIEW

SCALE: N.T.S.



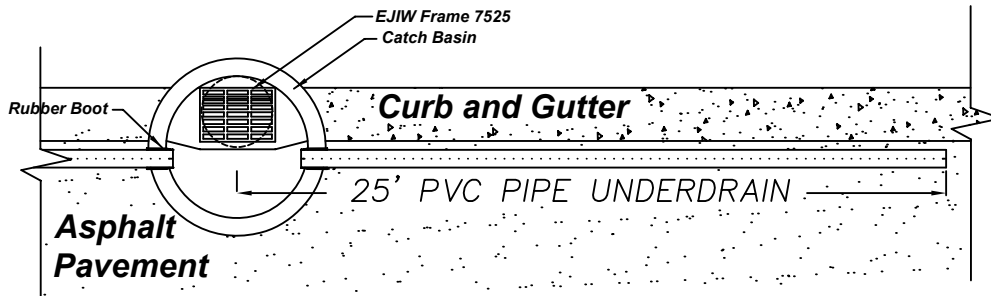
PIPE UNDERDRAIN BEHIND CURB

SCALE: N.T.S.

Underdrain Notes:

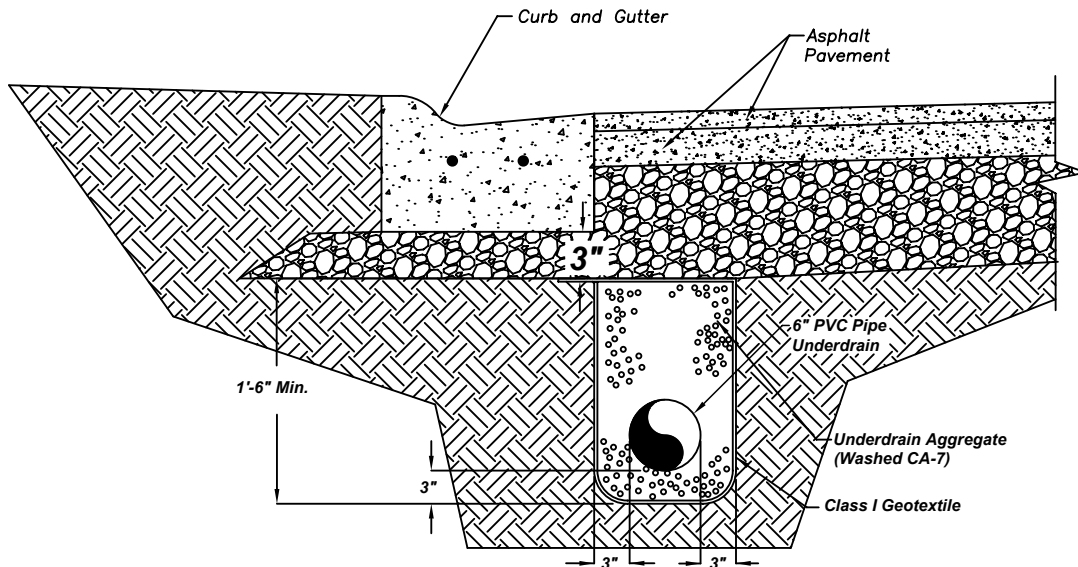
1. The installation of the underdrains shall conform to section 601.04 of the Illinois Department of Transportation Standard Specifications for Road and Bridge Construction.
2. Pipe material shall be 6" perforated PVC, per article 1040.03 of the IDOT Standard Specifications.
3. The underdrains shall be installed with the drain perforations down. All underdrains shall be held in the center of the trench by mechanical means while placing compacted trench backfill of washed CA-7.
4. After the underdrain pipe is installed, the geotextile shall be folded over the underdrain aggregate and overlapped a minimum of 12".
5. The underdrains shall have watertight joints, and be tied into the nearest storm sewer inlet. The connection to the inlet structure shall conform to ASTM C-923.

CURB UNDERDRAIN DETAIL – Back of Curb		
Underdrain-bc.dwg	STREET & PAVEMENT	DATE: 11/20/2006
DRAWN BY:		REVISED:
Village of ORLAND PARK		REVISED:
Public Works Department		REVISED: 2-14-08 rjr
		DRAWING NO. STR-20



PLAN VIEW

SCALE: N.T.S.



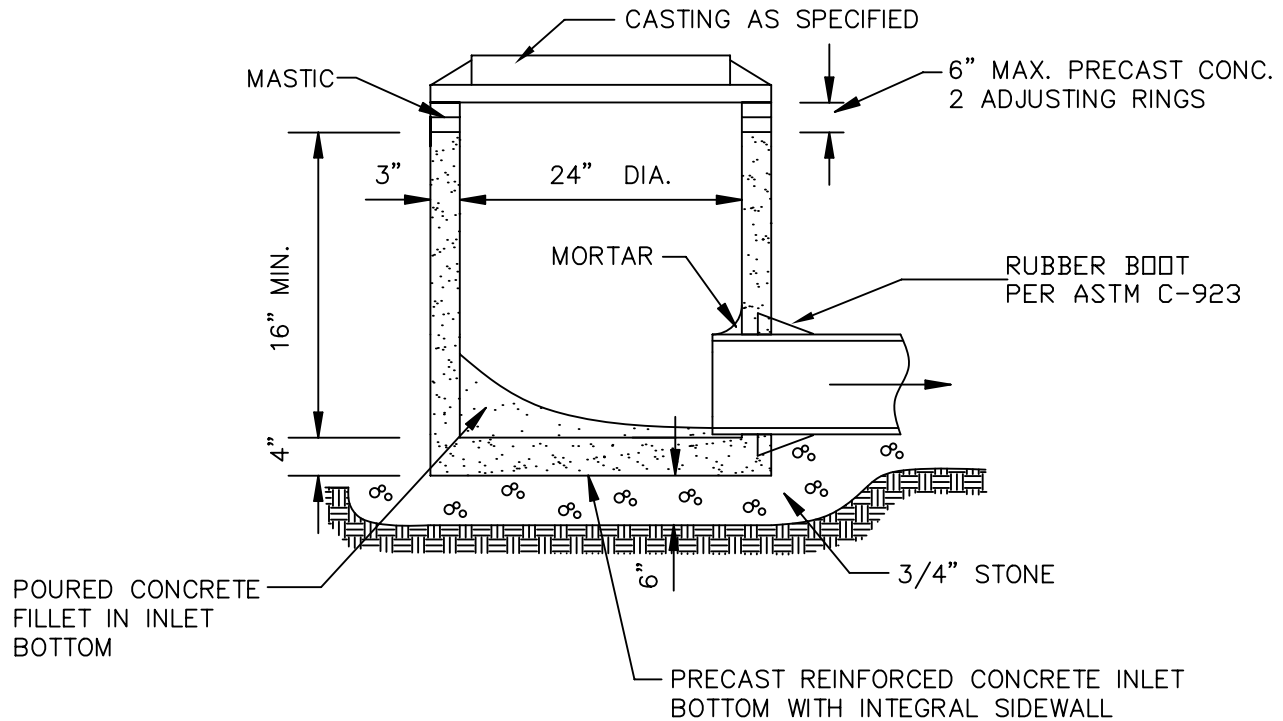
PIPE UNDERDRAIN FRONT OF CURB

SCALE: N.T.S.

Underdrain Notes:

1. The installation of the underdrains shall conform to section 601.04 of the Illinois Department of Transportation Standard Specifications for Road and Bridge Construction.
2. Pipe material shall be 6" perforated PVC, per article 1040.03 of the IDOT Standard Specifications.
3. The underdrains shall be installed just below the bottom of the existing curb (or as necessary to provide positive flow), with the drain perforations down. All underdrains shall be held in the center of the trench by mechanical means while placing compacted trench backfill of washed CA-7.
4. After the underdrain pipe is installed, the geotextile shall be folded over the underdrain aggregate and overlapped a minimum of 12".
5. The underdrains shall have watertight joints, and be tied into the nearest storm sewer inlet as designated by the Village.

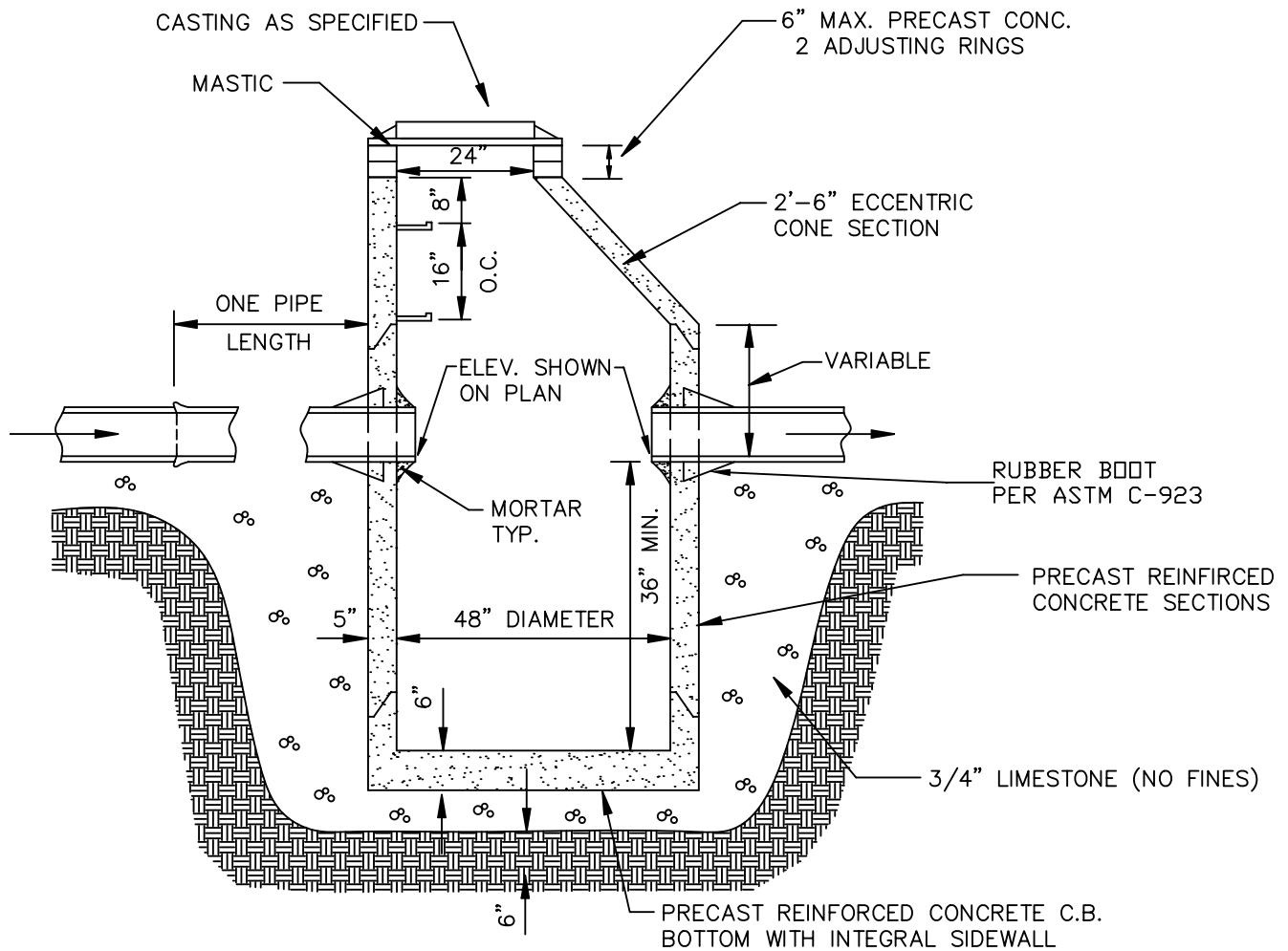
CURB UNDERDRAIN DETAIL – Front of Curb		
Underdrain-fe.dwg	STREET & PAVEMENT	DATE: 11/15/2006
DRAWN BY:		REVISED:
Village of ORLAND PARK		
Public Works Department		REVISED:
		REVISED: 2-14-08 rjr
		DRAWING NO. STR-____



NOTES:

1. Adjustment: Any structure located within pavement shall require the use of at least one (1) rubber adjustment riser, Infra-Riser brand or approved equal, and, if necessary, said riser shall be of the tapered type in order to match the proposed grade of the roadway. No more than two (2) precast concrete adjusting rings with six (6) inch maximum height adjustment shall be allowed. Adjustments within pavement that are less than three (3) inches in height shall consist of only rubber adjustment riser(s). The minimum thickness of a rubber adjustment riser shall be one (1) inch. Adjustments within pavement greater than three (3) inches in height shall use a minimum three (3) inch precast concrete riser for the lower riser, and the final riser shall be of the rubber type.
2. Pipe and frame seals: All pipe connection openings shall be precast with resilient rubber water tight pipe to manhole sleeves or seals conforming to ASTM C-923. Adapter chimney seal with twelve (12) inch sleeve type shall extend from the manhole cone to the manhole frame for all structures in the right-of-way.
3. Sealing: All non-rubber mating surfaces, exterior joints of frames, adjustment riser(s), flat slab top or cone section (if applicable) and structure section shall be sealed with a uniform application of bituminous mastic sealant. The mating surfaces of all rubber Adjustment risers shall be sealed with the manufacturer's recommended sealant for rubber adjustment risers. If multiple adjustment risers are required, a continuous application of sealant shall be applied between each unit. Interior surfaces shall be sealed with concrete mortar or epoxy mortar. Concrete mortar or epoxy mortar will not be used on mating surfaces as a sealant between adjustment risers, structure sections or frames
4. All bottom sections shall be monolithically precast including bases and invert flowlines.
5. Provide CA-6 aggregate backfill around inlet to subgrade elevation in paved areas.for subgrade.

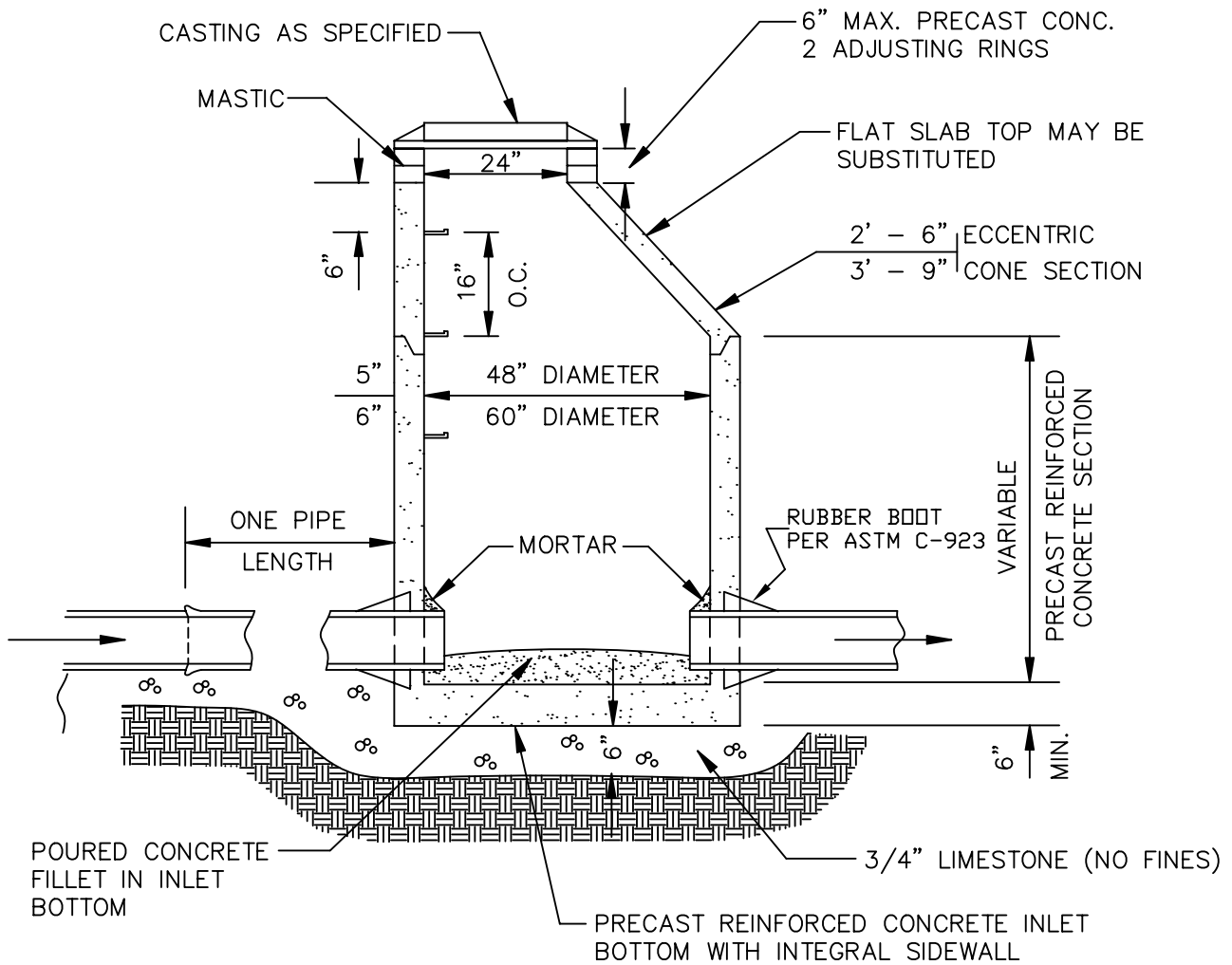
INLET TYPE A		
INLET_A.DWG	STORM SEWER IMPROVEMENT	DATE:
DRAWN BY:		REVISED:
Village of ORLAND PARK		REVISED:
Engineering Department		DRAWING NO. STS-05



NOTES:

1. Adjustment: Any structure located within pavement shall require the use of at least one (1) rubber adjustment riser, Infra-Riser brand or approved equal, and, if necessary, said riser shall be of the tapered type in order to match the proposed grade of the roadway. No more than two (2) precast concrete adjusting rings with six (6) inch maximum height adjustment shall be allowed. Adjustments within pavement that are less than three (3) inches in height shall consist of only rubber adjustment riser(s). The minimum thickness of a rubber adjustment riser shall be one (1) inch. Adjustments within pavement greater than three (3) inches in height shall use a minimum three (3) inch precast concrete riser for the lower riser, and the final riser shall be of the rubber type.
2. Pipe and frame seals: All pipe connection openings shall be precast with resilient rubber water tight pipe to manhole sleeves or seals conforming to ASTM C-923. Adapter chimney seal with twelve (12) inch sleeve type shall extend from the manhole cone to the manhole frame for all structures in the right-of-way.
3. Sealing: All mating surfaces of adjustment riser(s), structure sections, and frames shall be sealed with a mastic sealant. No concrete mortar or epoxy shall be allowed as a sealant for adjustment risers, structure sections or frames. If multiple adjustment risers are required, a continuous application of sealant shall be applied between each unit.
4. All bottom sections shall be monolithically precast including bases and invert flowlines.
5. Provide CA-6 aggregate backfill around catch basin to subgrade elevation in paved areas for subgrade.

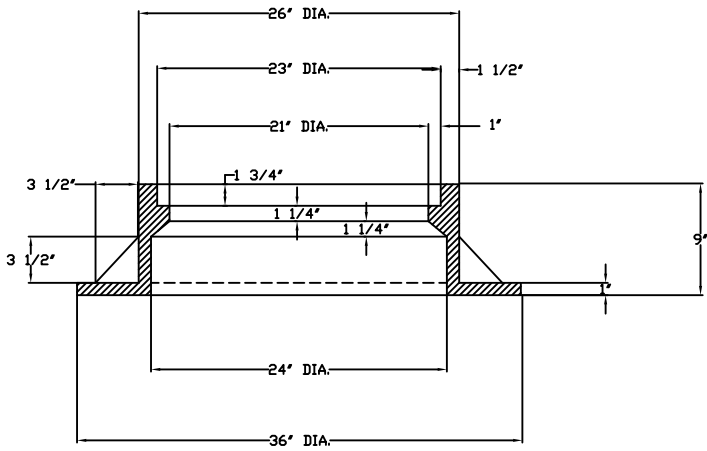
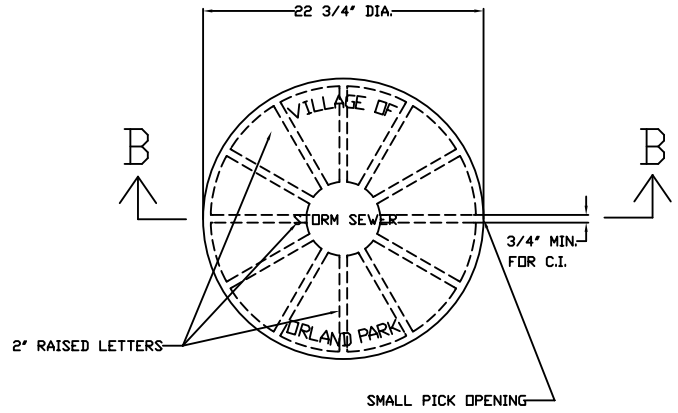
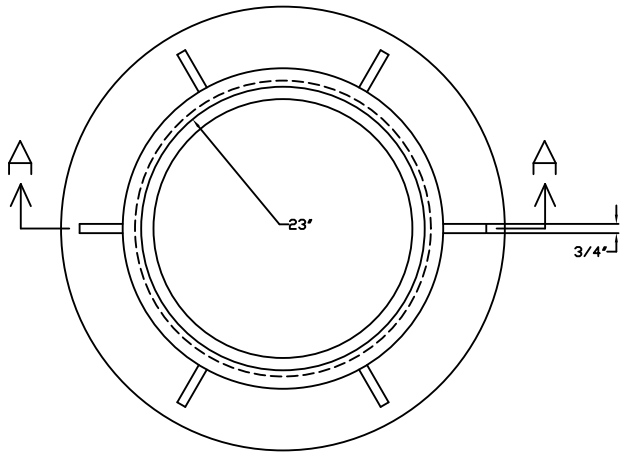
CATCHBASIN TYPE A		
CBASIN_A.DWG	STORM SEWER IMPROVEMENT	DATE:
DRAWN BY:		REVISED:
Village of ORLAND PARK		REVISED:
Engineering Department		DRAWING NO. STS-02



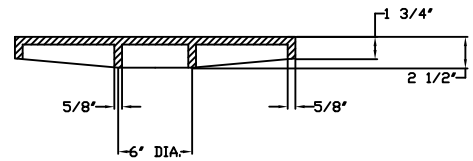
NOTES:

1. Adjustment: Any structure located within pavement shall require the use of at least one (1) rubber adjustment riser, Infra-Riser brand or approved equal, and, if necessary, said riser shall be of the tapered type in order to match the proposed grade of the roadway. No more than two (2) precast concrete adjusting rings with six (6) inch maximum height adjustment shall be allowed. Adjustments within pavement that are less than three (3) inches in height shall consist of only rubber adjustment riser(s). The minimum thickness of a rubber adjustment riser shall be one (1) inch. Adjustments within pavement greater than three (3) inches in height shall use a minimum three (3) inch precast concrete riser for the lower riser, and the final riser shall be of the rubber type.
2. Pipe and frame seals: All pipe connection openings shall be precast with resilient rubber water tight pipe to manhole sleeves or seals conforming to ASTM C-923. Adapter chimney seal with twelve (12) inch sleeve type shall extend from the manhole cone to the manhole frame for all structures in the right-of-way.
3. Sealing: All mating surfaces of adjustment riser(s), structure sections, and frames shall be sealed with a mastic sealant. No concrete mortar or epoxy shall be allowed as a sealant for adjustment risers, structure sections or frames. If multiple adjustment risers are required, a continuous application of sealant shall be applied between each unit.
4. All bottom sections shall be monolithically precast including bases and invert flowlines.
5. Provide CA-6 aggregate backfill around manhole to subgrade elevation in paved areas for subgrade.

STORM MANHOLE		
STORMMH.DWG	STORM SEWER IMPROVEMENT	DATE:
DRAWN BY:		REVISED:
Village of ORLAND PARK		REVISED:
Engineering Department		DRAWING NO. STS-01



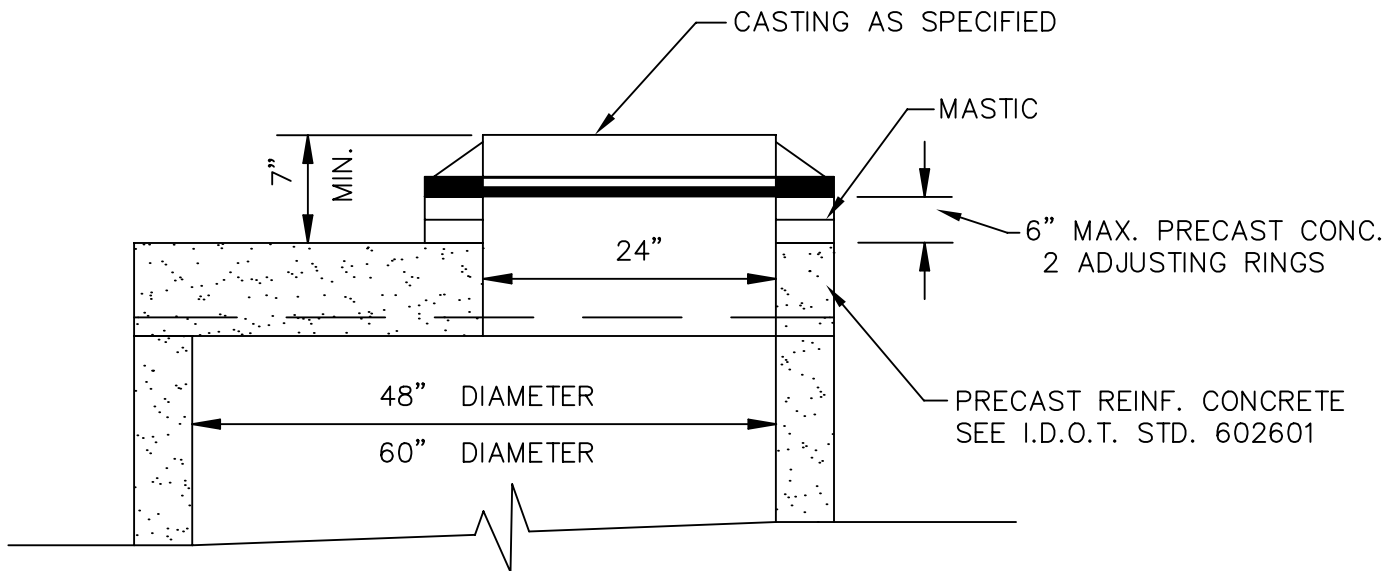
SECTION A-A
CAST FRAME



SECTION B-B
CAST CLOSED LID

- NOTES:
1. DUCTILE IRON CASTINGS SHALL BE GRADE 60-40-18 AND SHALL BE TESTED IN ACCORDANCE WITH FEDERAL SPECIFICATIONS.
 2. ALL LIDS AND COVERS SHALL BE MACHINED.
 3. THE MANHOLE COVERS SHALL HAVE RAISED LETTERS AS SHOWN.
 4. ALTERNATIVE TO DUCTILE IRON LID, GRAY IRON LID MAY BE USED.
 5. MINIMUM WEIGHTS FOR CASTINGS AS SHOWN.
 6. CASTINGS SHALL BE EAST JORDAN IRON WORKS 1050Z1 FRAME AND 1020A COVER.

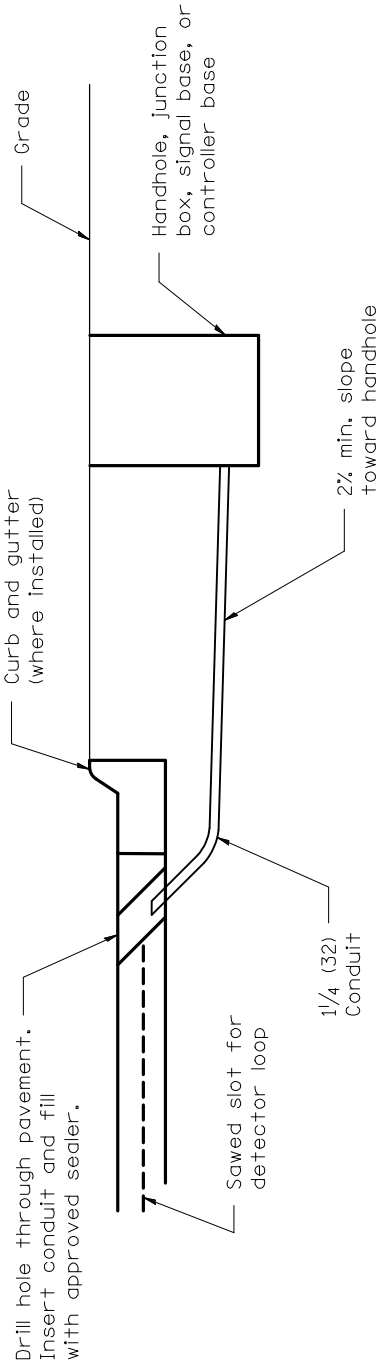
STORM SEWER FRAME & COVER		
FRAME&CO.DWG	STORM SEWER IMPROVEMENT	DATE:
DRAWN BY:		REVISED:
Village of ORLAND PARK		REVISED:
Engineering Department		REVISED:
		DRAWING NO. STS-14



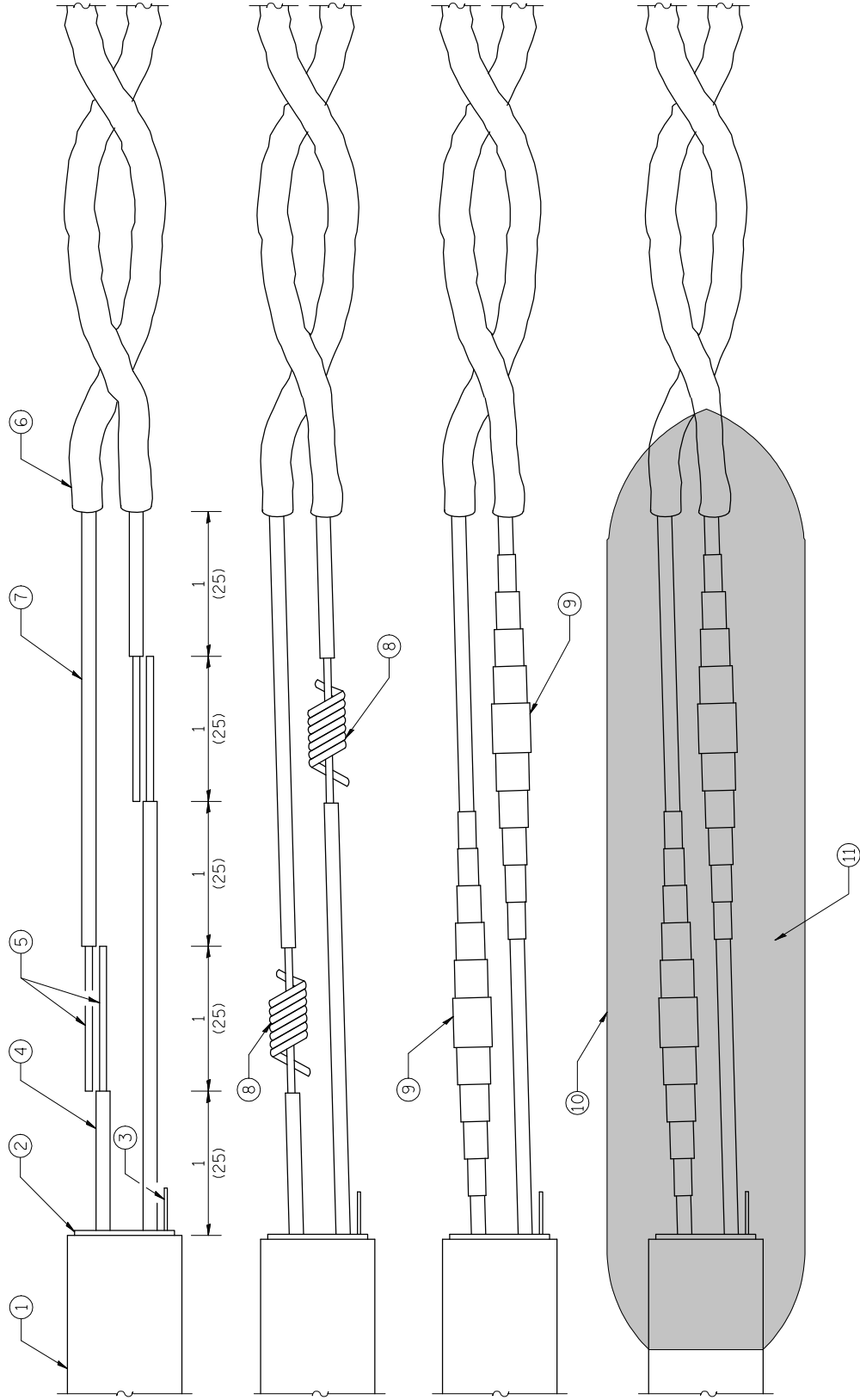
NOTES:

1. Adjustment: Any structure located within pavement shall require the use of at least one (1) rubber adjustment riser, Infra-Riser brand or approved equal, and, if necessary, said riser shall be of the tapered type in order to match the proposed grade of the roadway. No more than two (2) precast concrete adjusting rings with six (6) inch maximum height adjustment shall be allowed. Adjustments within pavement that are less than three (3) inches in height shall consist of only rubber adjustment riser(s). The minimum thickness of a rubber adjustment riser shall be one (1) inch. Adjustments within pavement greater than three (3) inches in height shall use a minimum three (3) inch precast concrete riser for the lower riser, and the final riser shall be of the rubber type.
2. Sealing: All non-rubber mating surfaces, exterior joints of frames, adjustment riser(s), flat slab top or cone section (if applicable) and structure section shall be sealed with a uniform application of bituminous mastic sealant. The mating surfaces of all rubber adjustment risers shall be sealed with the manufacturer's recommended sealant for rubber adjustment risers. If multiple adjustment risers are required, a continuous application of sealant shall be applied between each unit. Interior surfaces shall be sealed with concrete mortar or epoxy mortar. Concrete mortar or epoxy mortar will not be used on mating surfaces as a sealant between adjustment risers, structure sections or frames.

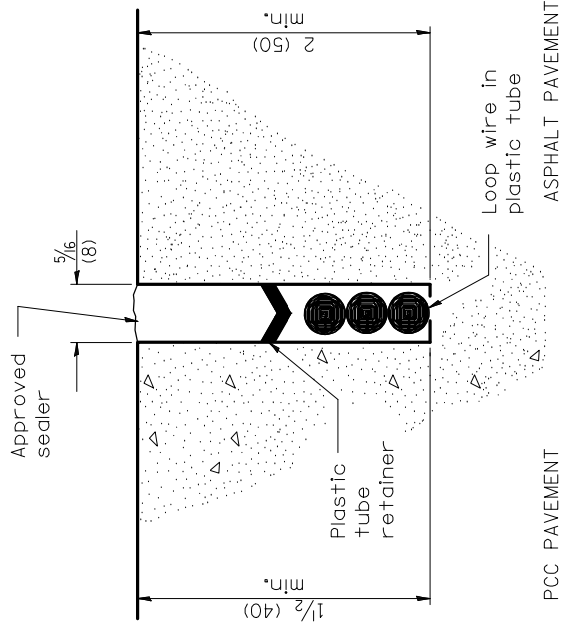
FLAT SLAB TOP		
FLTSLAB.DWG	STORM SEWER IMPROVEMENT	DATE:
DRAWN BY:		REVISED:
Village of ORLAND PARK		REVISED:
Engineering Department		REVISED:
		DRAWING NO. STS-06



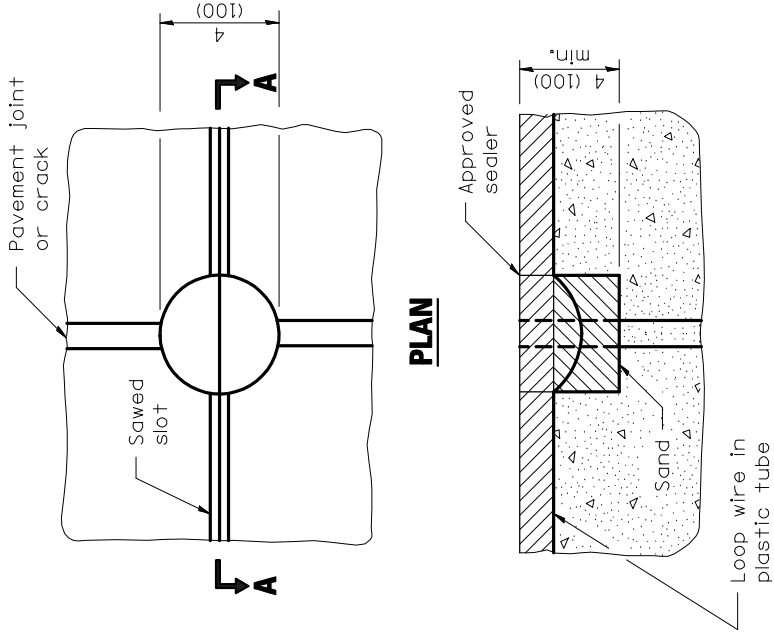
DETECTOR LOOP LEAD-IN



- ① = Lead-in cable (single pair or multipair)
- ② = Lead-in cable shield
- ③ = Lead-in cable shield drain-wire
- ④ = Lead-in cable insulated conductor
- ⑤ = Bare conductor
- ⑥ = Loop wire in tube
- ⑦ = Loop wire insulated conductor
- ⑧ = Twisted and resin soldered conductor
- ⑨ = Electrical tape insulated splice
- ⑩ = Rigid mold
- ⑪ = Waterproof and dielectric resin



DETECTOR LOOP INSTALLATION



NOTE
Loop wire shall follow saw cut to bottom, forming slack section at joint.

**DETECTOR LOOP AT PAVEMENT
JOINT OR PAVEMENT CRACK**

All dimensions are in inches (millimeters) unless otherwise shown.

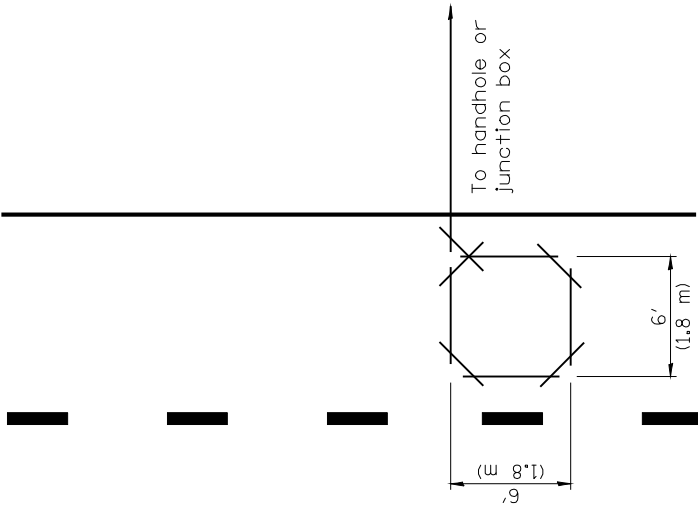
LOOP WIRE AND LEAD-IN CABLE SPICE

Illinois Department of Transportation	ISSUED 1-1-02
APPROVED January 1, 2009	
ENGINEER OF OPERATIONS	
APPROVED January 1, 2009	
ENGINEER OF DESIGN AND ENVIRONMENT	

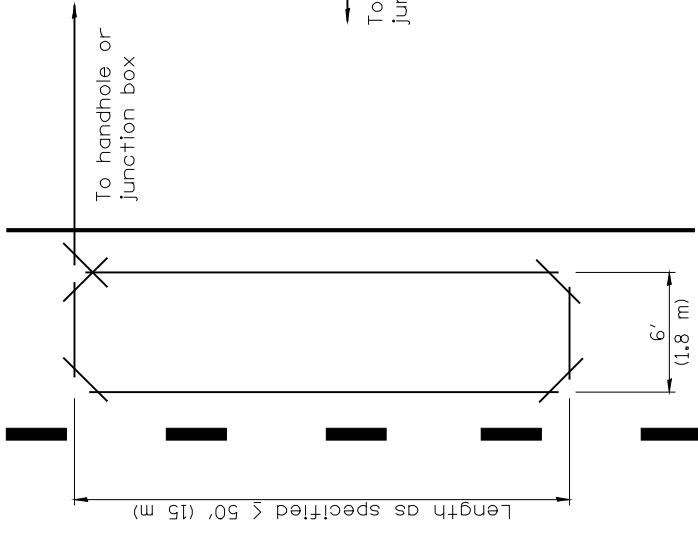
DATE	REVISIONS
1-1-09	Switched units to English (metric)
1-1-02	Renum. Standard 846001.

**DETECTOR LOOP
INSTALLATIONS**

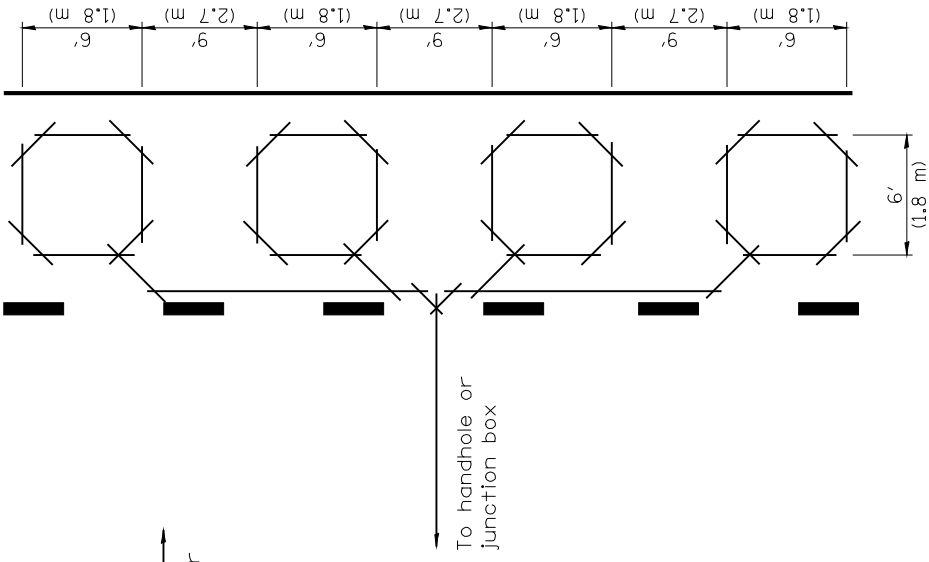
STANDARD 886001-01



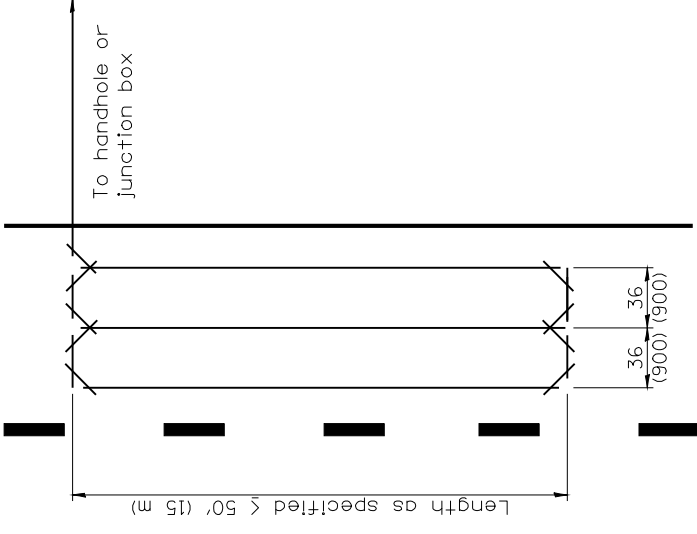
FOR POINT DETECTION
SHORT LOOP



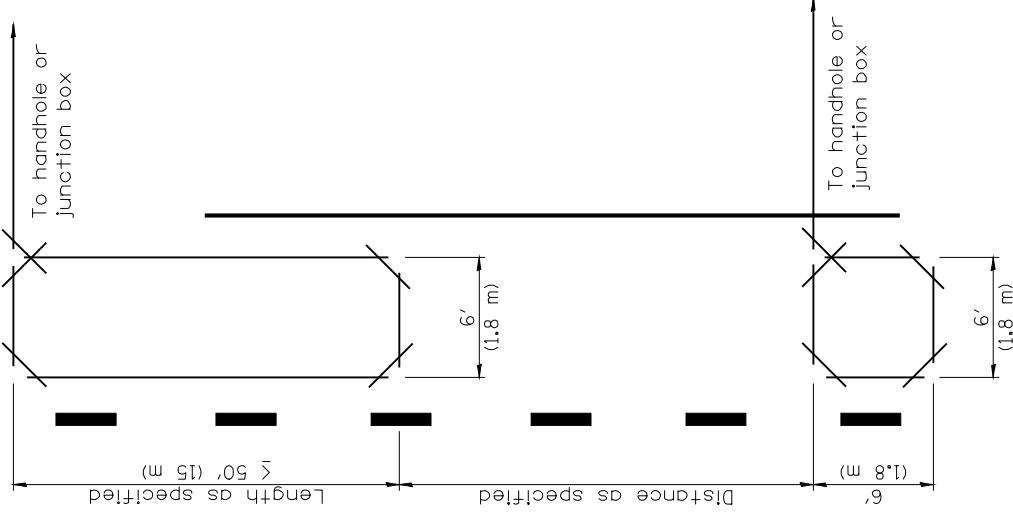
FOR PRESENCE DETECTION
LONG LOOP



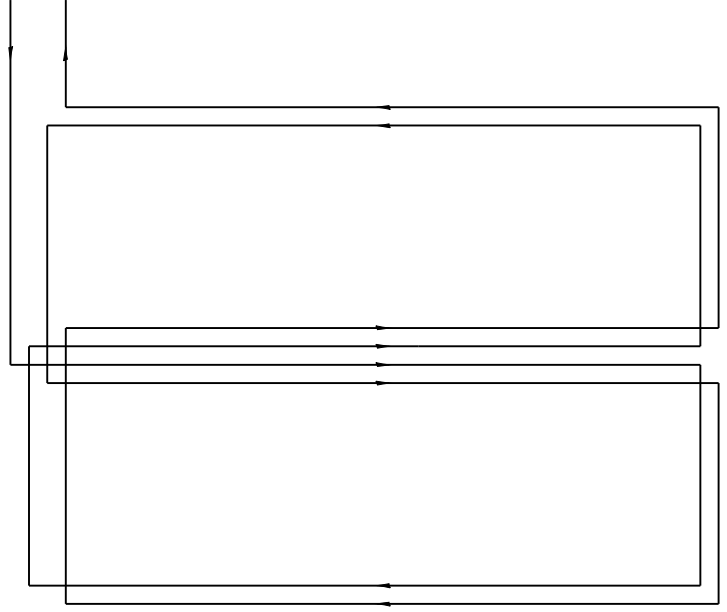

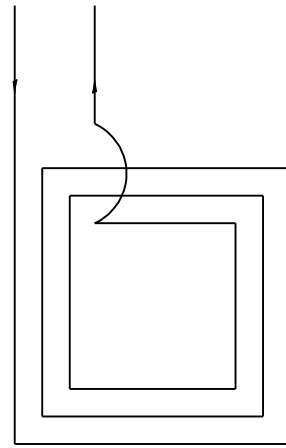
FOR PRESENCE DETECTION
MULTIPLE LOOP IN SERIES



FOR PRESENCE DETECTION
QUADRUPOLE LOOP



SLOT PLAN



WIRING DIAGRAM

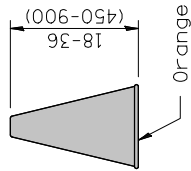
Illinois Department of Transportation APPROVED January 1, 2009 ENGINEER OF OPERATIONS APPROVED January 1, 2009 ENGINEER OF DESIGN AND ENVIRONMENT	ISSUED 1-1-02
	APPROVED <i>[Signature]</i> ENGINEER OF OPERATIONS APPROVED <i>[Signature]</i> ENGINEER OF DESIGN AND ENVIRONMENT

All dimensions are in inches (millimeters) unless otherwise shown.

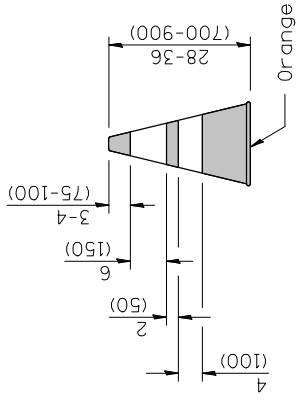
DATE	REVISIONS
1-1-09	Switched units to English (metric)
1-1-02	Renum. Standard 846006.

**TYPICAL LAYOUTS
FOR DETECTION LOOPS**

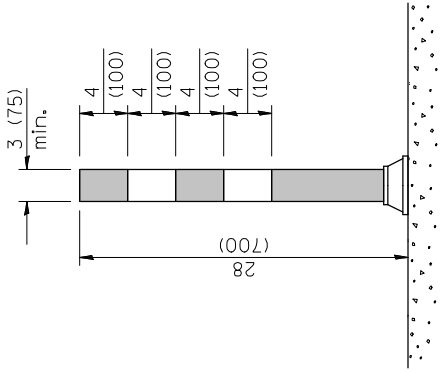
STANDARD 886006-01



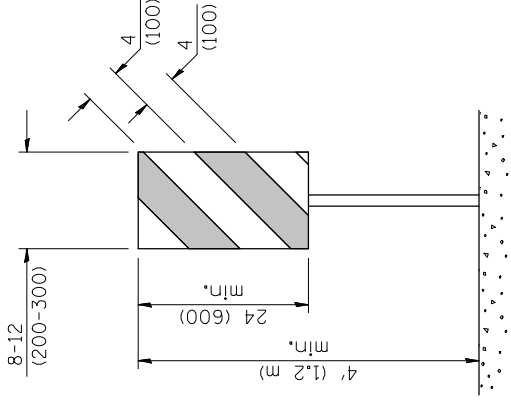
CONE



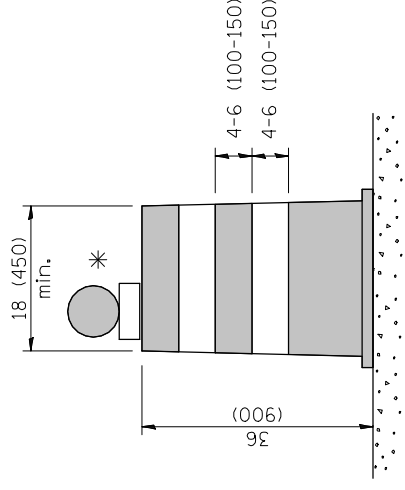
REFLECTORIZED CONE



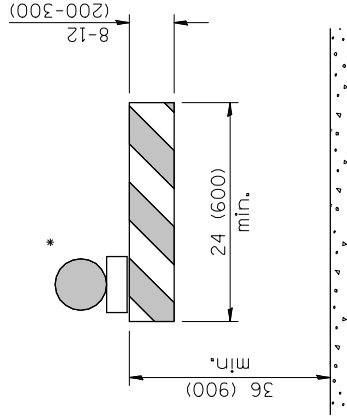
FLEXIBLE DELINEATOR



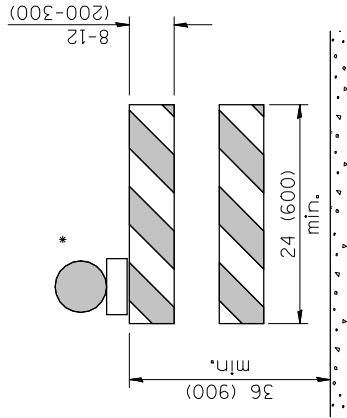
VERTICAL PANEL
POST MOUNTED



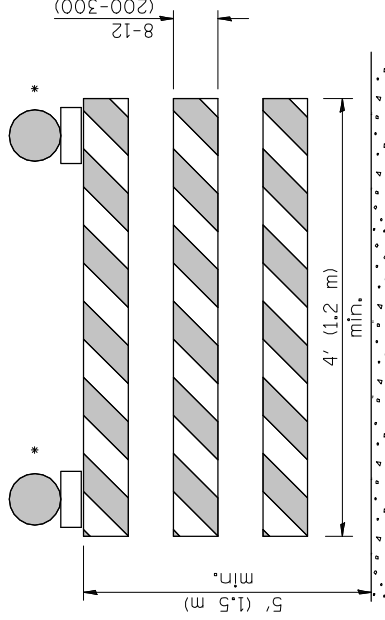
DRUM



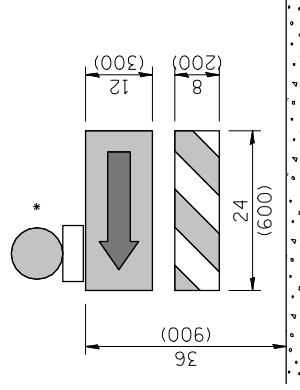
TYPE I BARRICADE



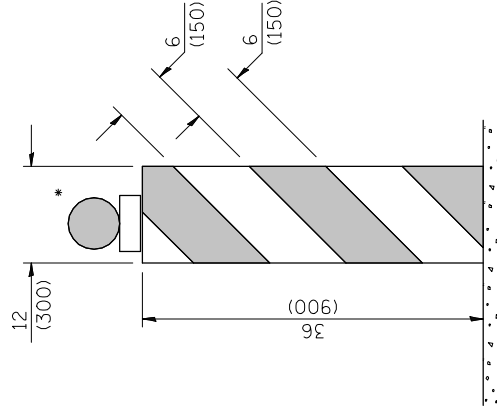
TYPE II BARRICADE



TYPE III BARRICADE



DIRECTION INDICATOR
BARRICADE



VERTICAL BARRICADE

* Warning lights (if required)

GENERAL NOTES
All heights shown shall be measured above the pavement surface.

All dimensions are in inches (millimeters) unless otherwise shown.

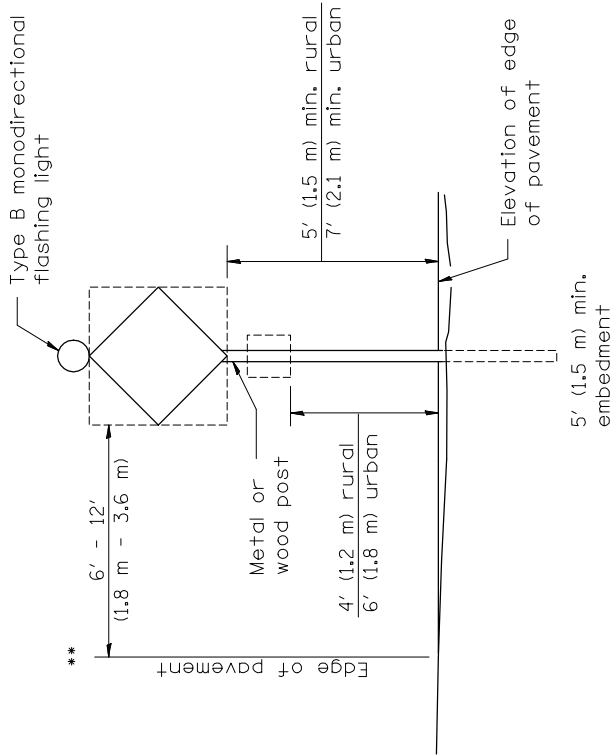
Illinois Department of Transportation	ISSUED 1-1-97
APPROVED January 1, 2009	
ENGINEER OF OPERATIONS <i>[Signature]</i>	
APPROVED January 1, 2009	
ENGINEER OF DESIGN AND ENVIRONMENT <i>[Signature]</i>	

DATE	REVISIONS
1-1-09	Switched units to English (metric). Omitted light on vertical panel.
1-1-08	Renumbered Standard 702001-06. Rev. note for temp. signs on Sheet 2.

**TRAFFIC CONTROL
DEVICES**

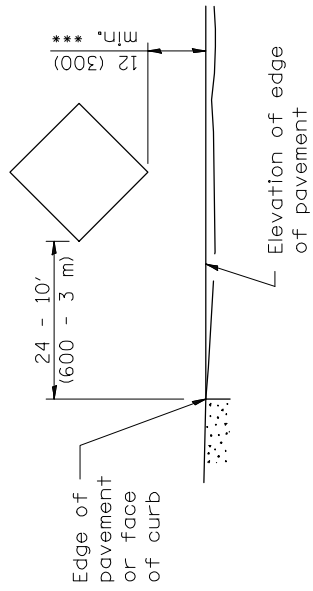
(Sheet 1 of 3)

STANDARD 701901-01



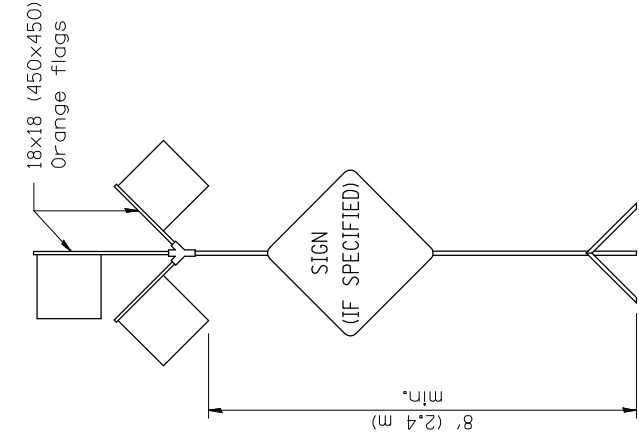
POST MOUNTED SIGNS

** When curb or paved shoulder are present this dimension shall be 24 (600) to the face of curb or 6' (1.8 m) to the outside edge of the paved shoulder.



SIGNS ON TEMPORARY SUPPORTS

*** When work operations exceed four days, this dimension shall be 5' (1.5 m) min. If located behind other devices, the height shall be sufficient to be seen by motorists.



HIGH LEVEL WARNING DEVICE

ROAD
CONSTRUCTION
NEXT X MILES

G20-1(0)-6036

END
CONSTRUCTION

G20-2a(0)-6024

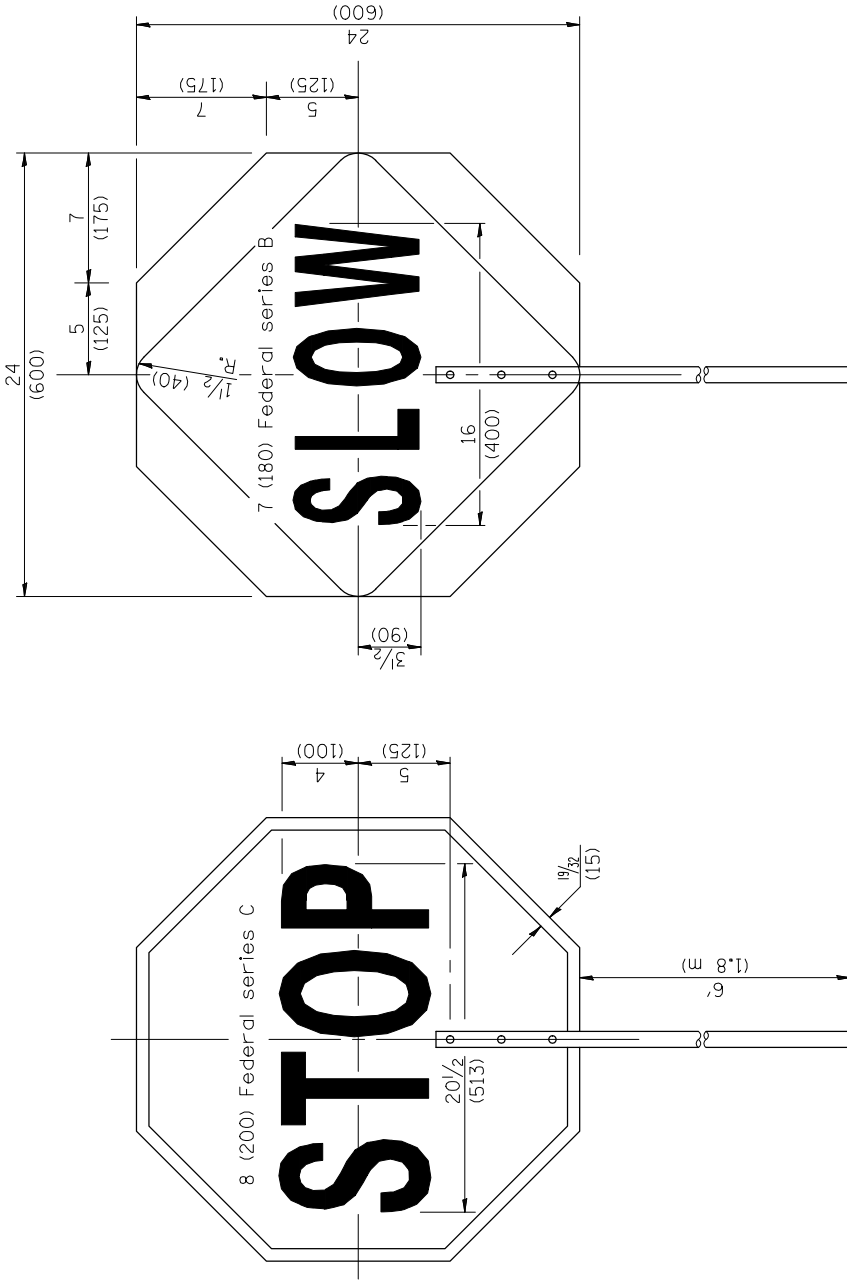
This signing is required for all projects 2 miles (3200 m) or more in length.

ROAD CONSTRUCTION NEXT X MILES sign shall be placed 500' (150 m) in advance of project limits.

END CONSTRUCTION sign shall be erected at the end of the job unless another job is within 2 miles (3200 m).

Dual sign displays shall be utilized on multi-lane highways.

WORK LIMIT SIGNING



FRONT SIDE

REVERSE SIDE

All dimensions are in inches (millimeters) unless otherwise shown.

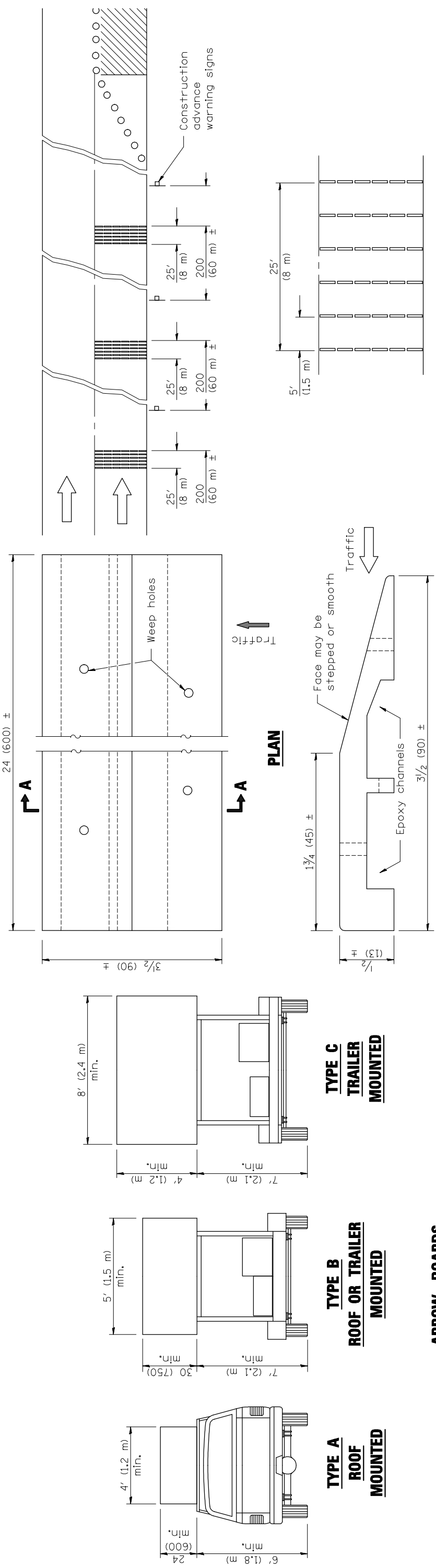
**TRAFFIC CONTROL
DEVICES**

FLAGGER TRAFFIC CONTROL SIGN

(Sheet 2 of 3)

STANDARD 701901-01

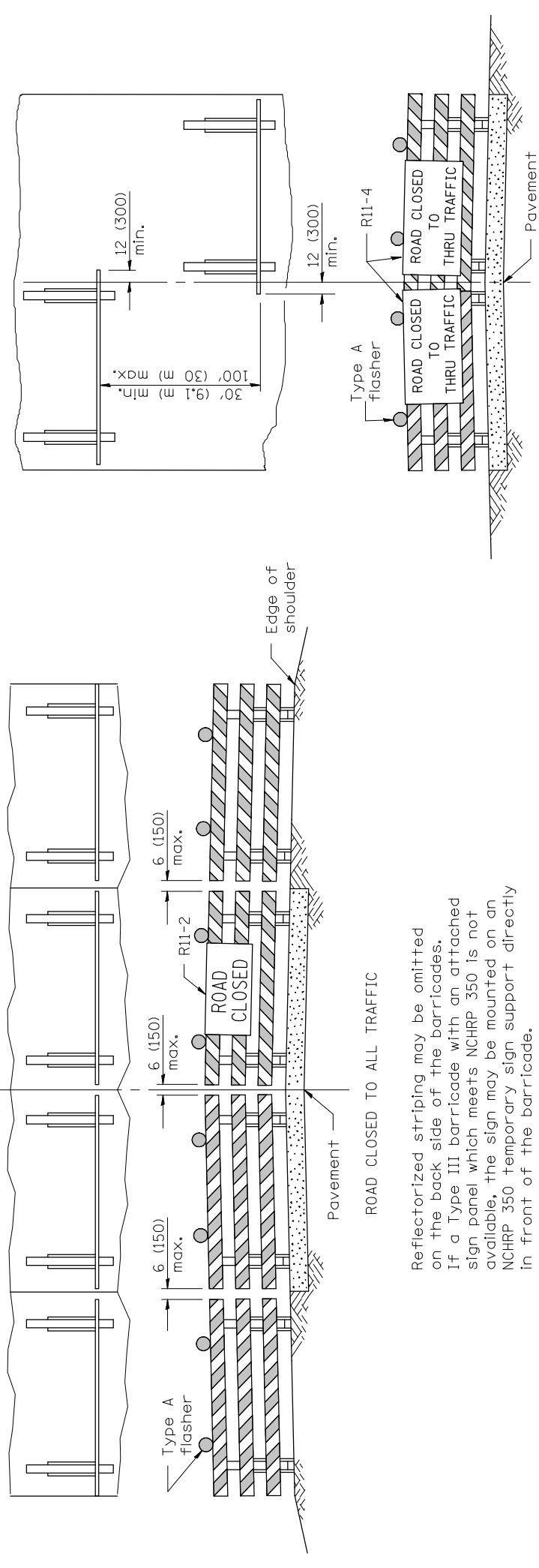
Illinois Department of Transportation	ISSUED 1-1-97
APPROVED January 1, 2009	
ENGINEER OF OPERATIONS	
APPROVED January 1, 2009	
ENGINEER OF DESIGN AND ENVIRONMENT	



SECTION A-A

TYPICAL INSTALLATION

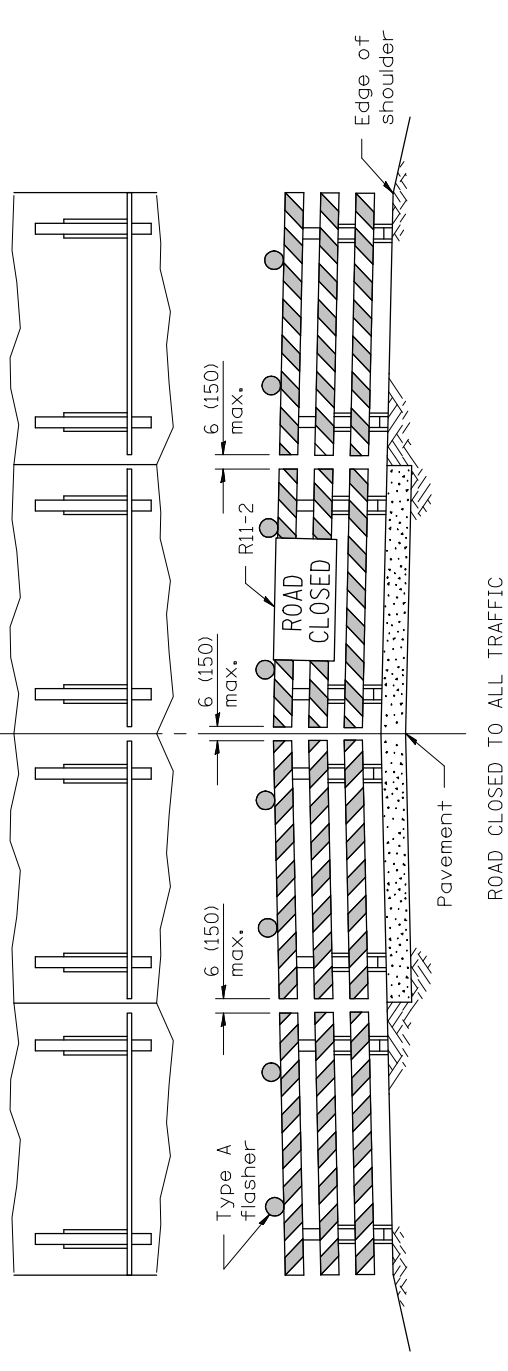
TEMPORARY RUMBLE STRIPS



ROAD CLOSED TO THRU TRAFFIC

Reflectorized striping shall appear on both sides of the barricades. If a Type III barricade with an attached sign panel which meets NCHRP 350 is not available, the signs may be mounted on NCHRP 350 temporary sign supports directly in front of the barricade.

TYPICAL APPLICATIONS OF TYPE III BARRICADES CLOSING A ROAD



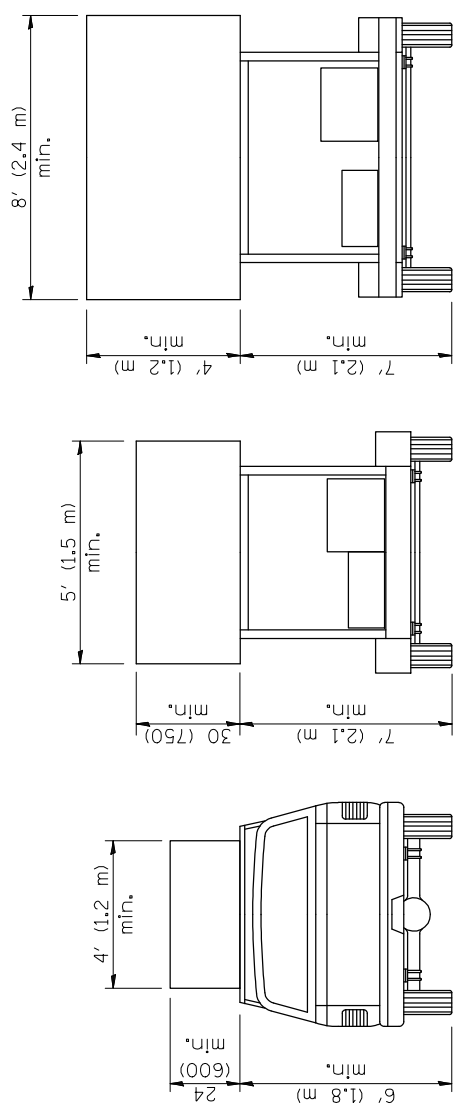
Reflectorized striping may be omitted on the back side of the barricades. If a Type III barricade with an attached sign panel which meets NCHRP 350 is not available, the sign may be mounted on an NCHRP 350 temporary sign support directly in front of the barricade.

TYPE C TRAILER MOUNTED

TYPE B ROOF OR TRAILER MOUNTED

TYPE A ROOF MOUNTED

ARROW BOARDS



Illinois Department of Transportation

APPROVED January 1, 2009

ENGINEER OF OPERATIONS

APPROVED January 1, 2009

ENGINEER OF DESIGN AND ENVIRONMENT

ISSUED 1-1-97

All dimensions are in inches (millimeters) unless otherwise shown.

TRAFFIC CONTROL DEVICES

STANDARD 701901-01

(Sheet 3 of 3)