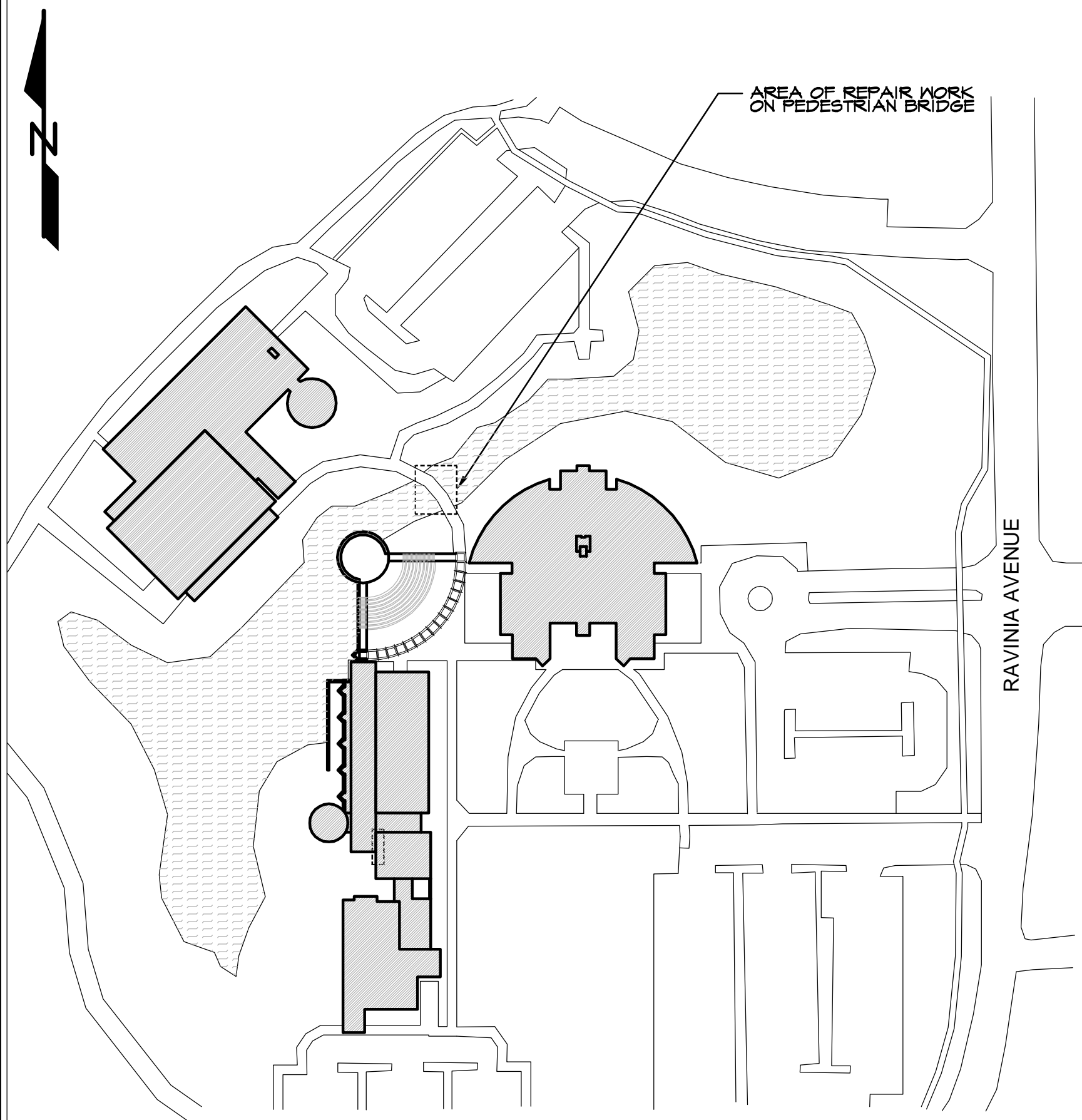


KEY PLAN



# EXISTING PEDESTRIAN BRIDGE REPAIRS

## VILLAGE OF ORLAND PARK

### 14700 RAVINIA AVENUE ORLAND PARK, IL 60462

ISSUE FOR BIDS

DATE: SEPTEMBER 9, 2013

**RA**  
**ROBERT JURIS & ASSOCIATES**  
 ARCHITECTS, LTD.  
 Member American Institute of Architects  
 10189 LINCOLN HIGHWAY  
 FRANKFORT, ILLINOIS 60423  
 (815)806-0148  
 (815)806-0149 FAX  
 WEBSITE: www.rjarchitects.com  
 PROFESSIONAL DESIGN FIRM REGISTRATION:  
 STATE OF ILLINOIS CORPORATE LICENSE #184-000167

**ELECTRONIC FILE WARNING**  
 Errors may occur in transmission of electronic files. Robert Juris & Associates, Ltd. is not responsible for any claims, damages or expenses arising out of the use of the information contained in electronic files.  
 Electronic files may not accurately reflect the final design conditions. It is the responsibility of the user to verify conditions. It is the responsibility of the user to verify all layouts, dimensions, and other related information.

#### VICINITY MAP



#### CODE INFORMATION

**PROJECT:**  
 Orland Park Village Center  
 Existing Pedestrian Bridge Repair  
 14700 S. Ravinia Avenue  
 Orland Park, Illinois  
 Architect's Project # 13020

1. BUILDING AUTHORITY: Village of Orland Park, Illinois

2. GOVERNING CODES AND ORDINANCES:

Building Code: 2006 IBC Building Code with Village Amendments, Village Code, Title 5, Chapter 1

Mechanical Code: 2006 International Mechanical Code with Village Amendments, Village Code, Title 5, Chapter 6

Plumbing Code: 2004 State of Illinois Plumbing Code with Village Amendments, Village Code, Title 5, Chapter 4

Electrical Code: 2005 National Electrical Code with Village Amendments, Village Code, Title 5, Chapter 3

Fire Prevention Code: 2006 International Fire Code with Village Amendments, Village Code, Title 5, Chapter 5

Illinois Accessibility Code, effective April 27, 1997

3. The permit applicant/builder shall provide special inspections by a qualified inspection service agency for the installation and connection of all structural steel. In addition to this requirement, complete shop drawings for structural steel construction shall be submitted which clearly distinguish between shop and field rivets, bolts, and welds in all connection details. (refer to struct. specifications for additional information.)

4. The permit applicant/builder shall provide a statement indicating a list of materials and work to be inspected and the agency(s) conducting the inspections.

#### ABBREVIATIONS

AFF ABOVE FINISHED FLOOR  
 ACJ ACROUSTICAL TILE  
 ADJ ADJUSTABLE  
 ALU ALUMINUM  
 BLD BUILDING  
 BLC BLOCK  
 BOT BOTTOM  
 BAS BASEMENT  
 CJC CERAMIC TILE  
 CJK CERAMIC TILE  
 CLJ CENTERLINE  
 CEN CENTERLINE  
 CFC CONCRETE  
 CAS CASSET  
 CMT CERAMIC TILE  
 CMC CONCRETE MASONRY UNIT  
 CUB CUB  
 CUL CULVERT  
 DDB DOUBLE HUNG  
 DIA DIAMETER  
 ELEC ELECTRIC  
 EXG EXISTING  
 EXS EXISTING  
 EXC EXCAVATED  
 EXR EXTERIOR  
 FLD FIELD  
 FIN FINISH  
 FINI FINISHED  
 FLO FLOOR  
 FOS FLOOR JOIST  
 FOT FOOTING  
 FRC FABRIC REINFORCING  
 GAN GANGLIERS  
 GEN GENERAL CONTRACTOR  
 GSB GYPSUM BOARD  
 HLL HOLLOW CORE  
 HLD HOLLOW METAL  
 HLD HOLLOW METAL  
 IDI INSIDE DIAMETER  
 INS INSULATION  
 LAM LAMINATED VENEER LUMBER  
 MAN MANUFACTURER  
 MIN MINIMUM  
 MIS MISCELLANEOUS  
 MAS MASONRY OPENING  
 MET METAL  
 MIL MILLION  
 NOT NOT TO SCALE  
 ON ON CENTER  
 ODI OUTSIDE DIAMETER  
 OPEN OPENING  
 PAINT PAINT  
 RAD RADIUS  
 RES RESILIENT BASE  
 REV REVISION  
 ROU ROUGH OPENING  
 SOL SOLID CORE  
 SIM SIMILAR  
 STL STEEL  
 STR STRUCTURAL  
 T&G TONGUE AND GROOVE  
 TRN TRANSPARENT  
 UN UNEXCAVATED  
 UNL UNLESS NOTED OTHERWISE  
 VNT VERIFY IN FIELD  
 VNT VERIFY IN FIELD  
 VNT VERIFY IN FIELD  
 WDR WATER HEATER

#### SYMBOLS/MATERIAL LEGEND

**SECTION / DETAIL NOTATION**

DETAIL NUMBER

DRAWING NUMBER (ON WHICH DETAIL APPEARS)

**REVISION SYMBOL**

REVISION NUMBER

ROOM NUMBER DOOR NUMBER

101 101A

**ELEVATION SYMBOL**

IA ELEVATION NUMBER

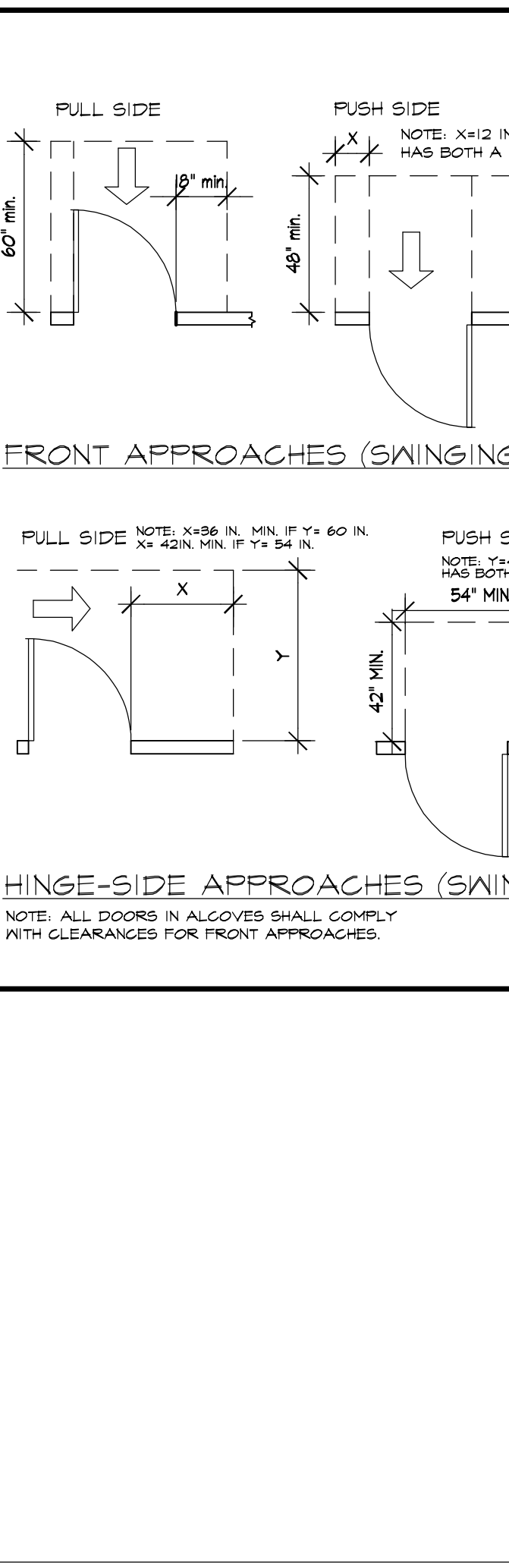
INTERIOR SHEET NUMBER WHERE ELEVATION IS DRAWN

EXTERIOR SHEET NUMBER WHERE ELEVATION IS DRAWN

**ELEVATION MARKER**

TOP OF FOUNDATION ELEVATION 0'-0"

#### ACCESSIBILITY CLEARANCE



#### INDEX TO DRAWING

THE SPECIFIC DRAWINGS INCLUDED IN THIS SET, THAT THE AFFIXED ARCHITECT'S SEAL APPLIES TO, ARE LIMITED TO THOSE SHOWN BELOW WITH AN ASTERISK (\*)

CS COVER SHEET / INDEX TO DRAWINGS

**ARCHITECTURAL DRAWINGS**

A-1\* ELEVATIONS, DEMO FIRST FLOOR PLAN, DEMO FOUNDATION PLAN, & DETAILS

A-2\* GENERAL NOTES AND SPECIFICATIONS

ISSUE FOR BIDDING 09/09/2013

No. Issues & Revisions Date

Project

**EXISTING PEDESTRIAN BRIDGE REPAIR**

**VILLAGE OF ORLAND PARK**

**14700 RAVINIA AVENUE  
ORLAND PARK, IL 60462**

Drawing Title 13020\_BASE.DWG

**COVER SHEET**

© 2013 Robert Juris and Associates Architects, Ltd.

These plans are protected under the copyright laws of the United States and foreign countries, and are to be used only for the construction and repair and remodeling of the structure or structures defined in the contract between the Architect and the Owner. Any use of these plans to construct, remodel or repair additional structures constitutes a violation of the Architect's copyright of these plans and is prohibited.

north arrow GRAPHIC SCALE: Note: This original document was created with the below graphic scale at full size, (i.e. 1" = 1'). The user assumes responsibility to verify if reproduction of this document has been enlarged or reduced from original.

Project No. 13020 Drawing CS

Drawn By BAL

Drawn By NCK

Checked By RLJ

of ONE

ROBERT JURIS & ASSOCIATES ARCHITECTS, LTD.  
 PROFESSIONAL DESIGN FIRM REGISTRATION  
 STATE OF ILLINOIS CORPORATE LICENSE #184-000167

THIS IS TO CERTIFY THAT THESE DRAWINGS HAVE BEEN PREPARED UNDER MY SUPERVISION AND TO THE BEST OF MY KNOWLEDGE CONFORM TO THE BUILDING CODES AND ORDINANCES OF THE VILLAGE OF ORLAND PARK, COOK COUNTY, AND THE STATE OF ILLINOIS.

THIS CERTIFICATION APPLIES ONLY TO THE DOCUMENTS OR PORTIONS THEREOF UPON WHICH THE ARCHITECT'S SEAL APPLIES.

ARCHITECT SIGNATURE DATE 09/09/2013  
 MY CURRENT LICENSE EXPIRES ON 11/30/2014.

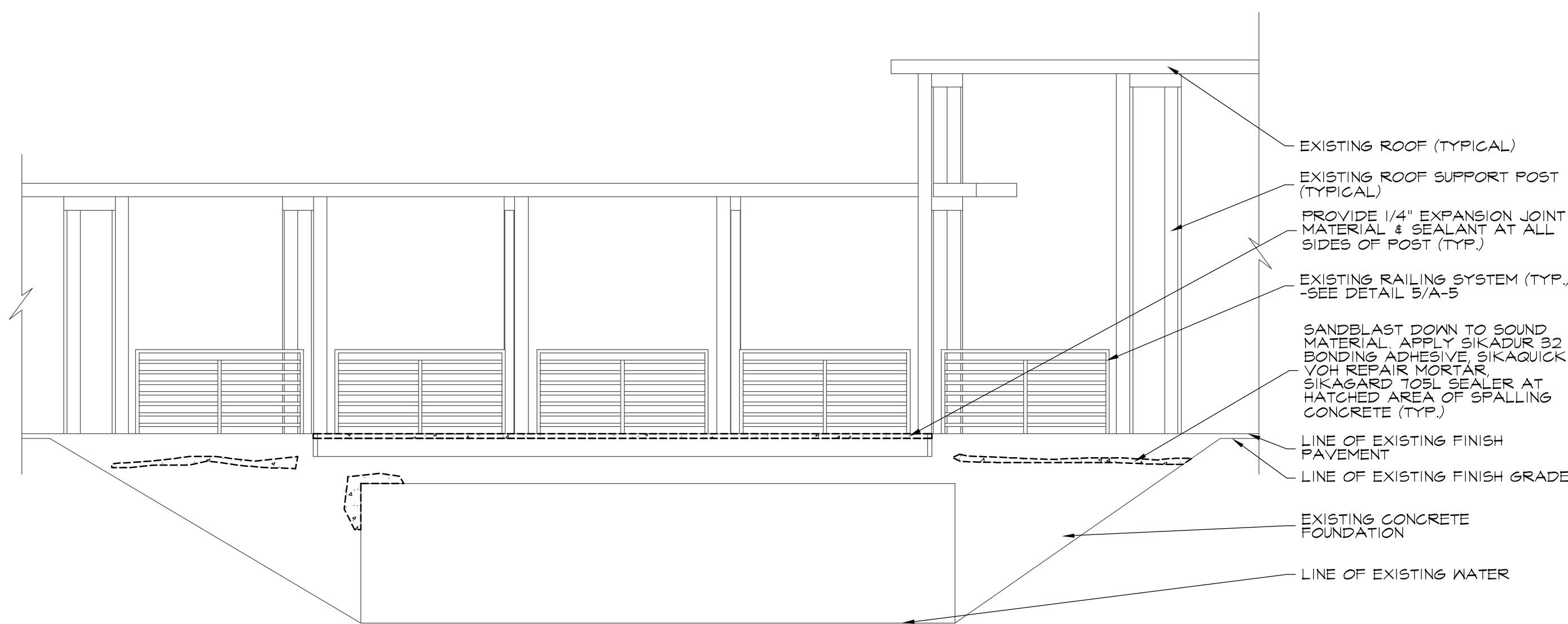
**WARNING!!!**  
 Unauthorized use or copying of these Plans, Drawings and/or the Designs they depict infringes rights under the Copyright Act. Copyright infringers face penalties of up to \$20,000 per work infringed and up to \$100,000 per work infringed willfully.  
 © 2013 Robert Juris and Associates Architects, Ltd.

NOTE: BUILDING DEPARTMENT  
 These documents (plans & specifications) are valid for permits only when the architect's original seal and signature appears and is affixed, and unless otherwise provided in writing, are intended as a permit submittal for one (1) building only.  
 © 2013 Robert Juris and Associates Architects, Ltd.

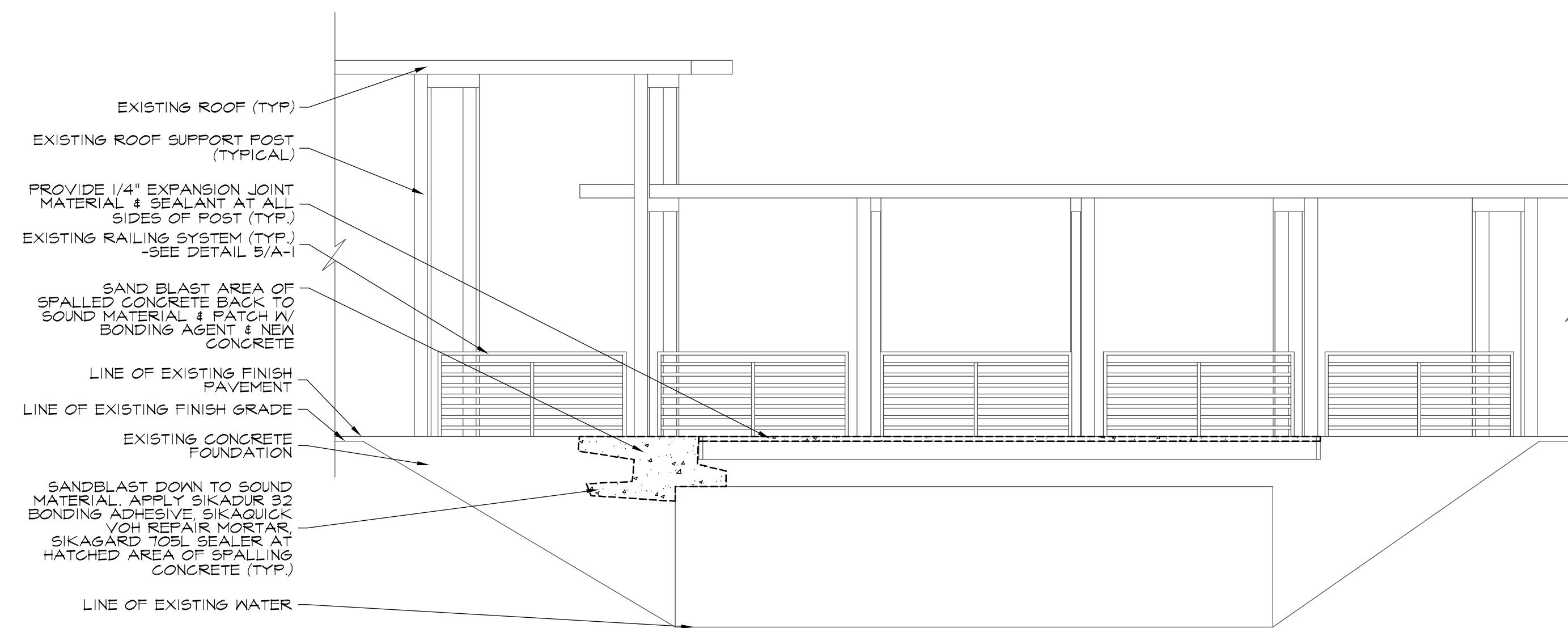
09/09/2013 DATE  
 ROBERT L. JURIS  
 001-010993  
 LICENSED ARCHITECT  
 EXPIRES 11/30/2014  
 SIGNATURE

**ELECTRONIC FILE WARNING**  
 Errors may occur in transmission of electronic files. Robert Juris & Associates, Ltd. is not responsible for any claims, damages or expenses arising out of the use of the information contained in electronic files.  
 Electronic files may not accurately reflect the final design conditions. It is the responsibility of the user to verify all layouts, dimensions, and other related information.

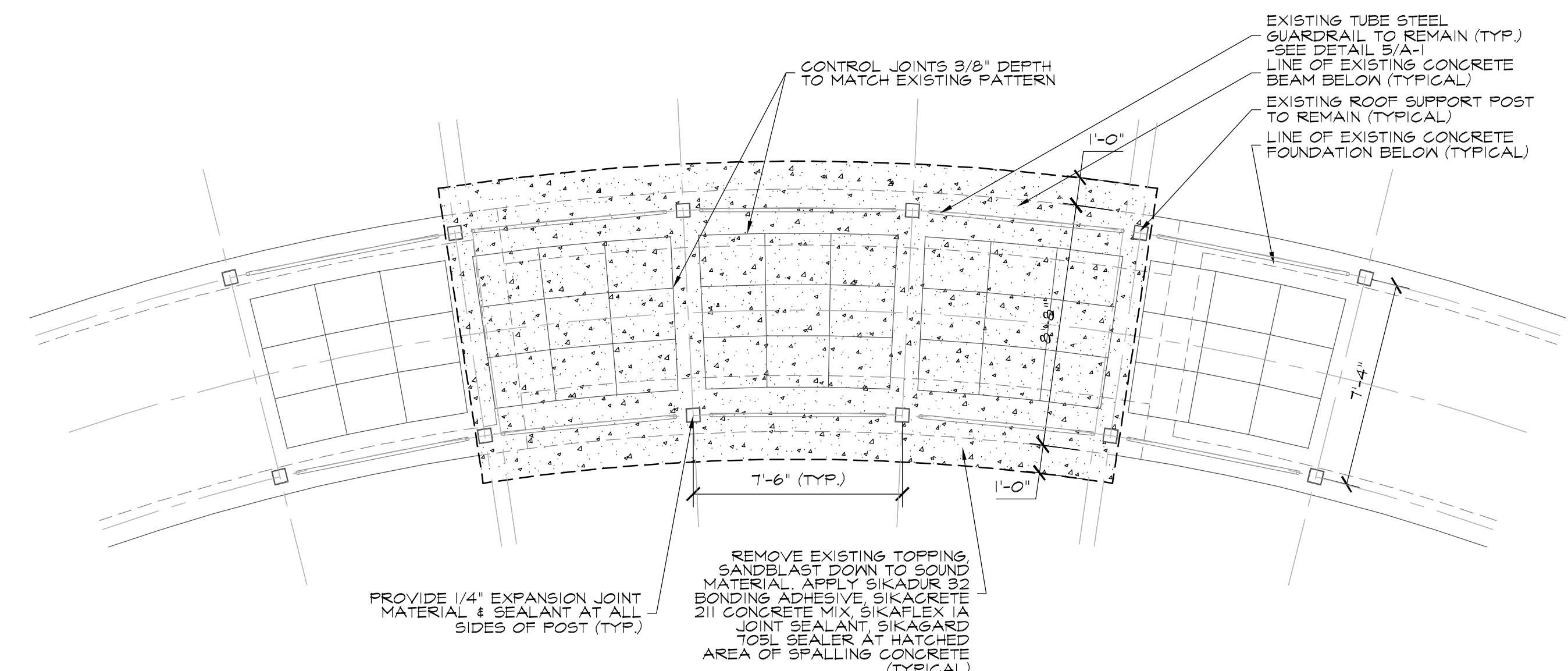
- GENERAL NOTES:**
- ALL WORK SHALL CONFORM TO THE APPLICABLE CODES AND ORDINANCES OF ORLAND PARK, COOK COUNTY, AND THE STATE OF ILLINOIS.
  - ALL WORK SHALL BE PERFORMED IN ACCORDANCE WITH ALL REQUIREMENTS AS EXPRESSED IN THE AIA GENERAL CONDITIONS OF THE CONTRACT FOR CONSTRUCTION, AIA DOCUMENT A201, CURRENT EDITION, WHICH FORMS A PART OF THE CONTRACT DOCUMENTS.
  - ALL WORK SHALL CONFORM TO THE SPECIFICATIONS AND QUALITY STANDARDS AS EXPRESSED IN THE DRAWINGS WHICH FORM A PART OF THE CONTRACT DOCUMENTS.
  - THE CONTRACTORS SHALL VERIFY AT THE JOB SITE, ALL DIMENSIONS AND CONDITIONS SHOWN ON THE DRAWINGS, AND SHALL NOTIFY THE ARCHITECT AND OWNER OF ANY DISCREPANCIES, OMISSIONS AND/OR CONFLICTS BEFORE PROCEEDING WITH THE WORK.
  - THE CONTRACTORS SHALL NOT SCALE DRAWINGS; DIMENSIONS GOVERN; LARGE-SCALE DRAWINGS GOVERN OVER SMALL-SCALE DRAWINGS.
  - START OF WORK BY THE CONTRACTORS SHALL SIGNIFY THE ACCEPTANCE OF THE SITE CONDITIONS.
  - UNLESS OTHERWISE NOTED, ALL DIMENSIONS ARE TO FACE OF FINISH MATERIAL.
  - ALL DEBRIS AND WASTE MATERIALS AND EQUIPMENT SHALL BE TRANSPORTED OFF OF THE PREMISES AND LEGALLY DISPOSED OF.



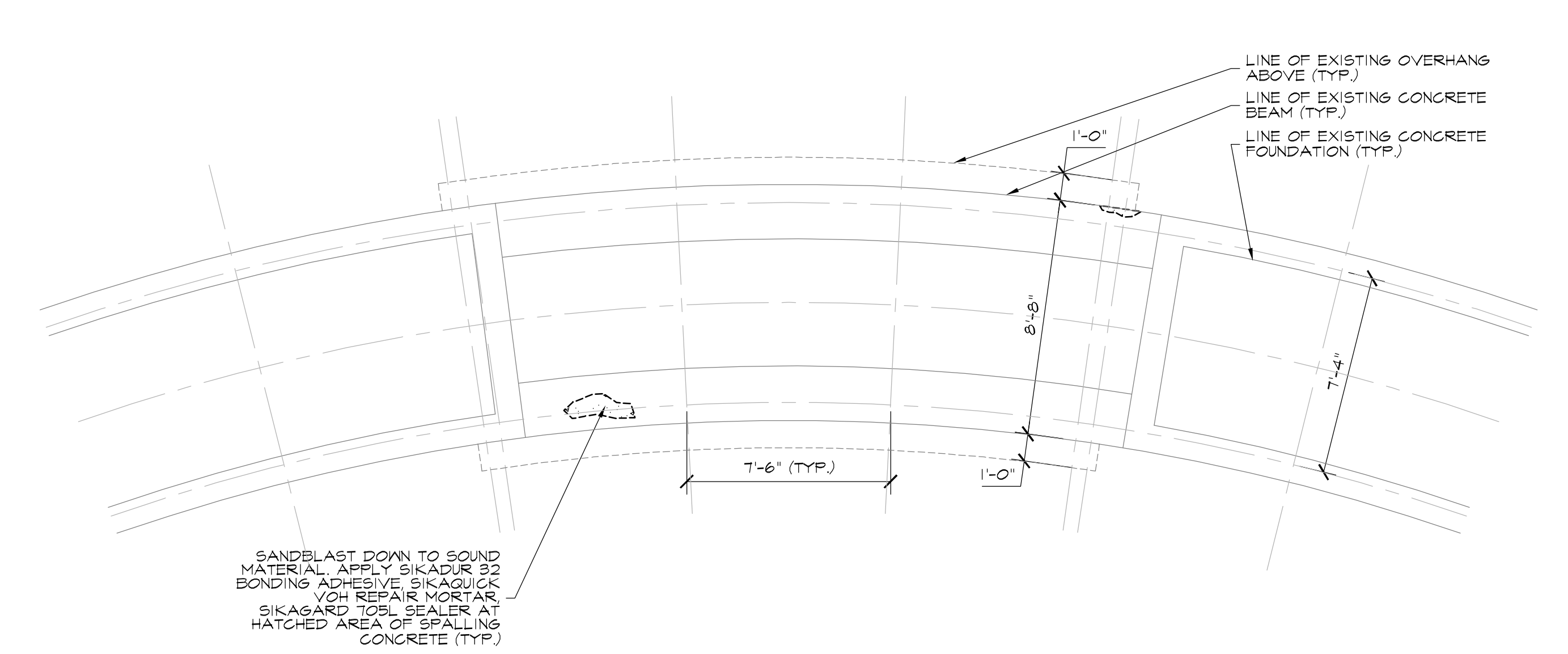
**1 NORTH ELEVATION**  
 A-1 SCALE: 1/4" = 1'-0"



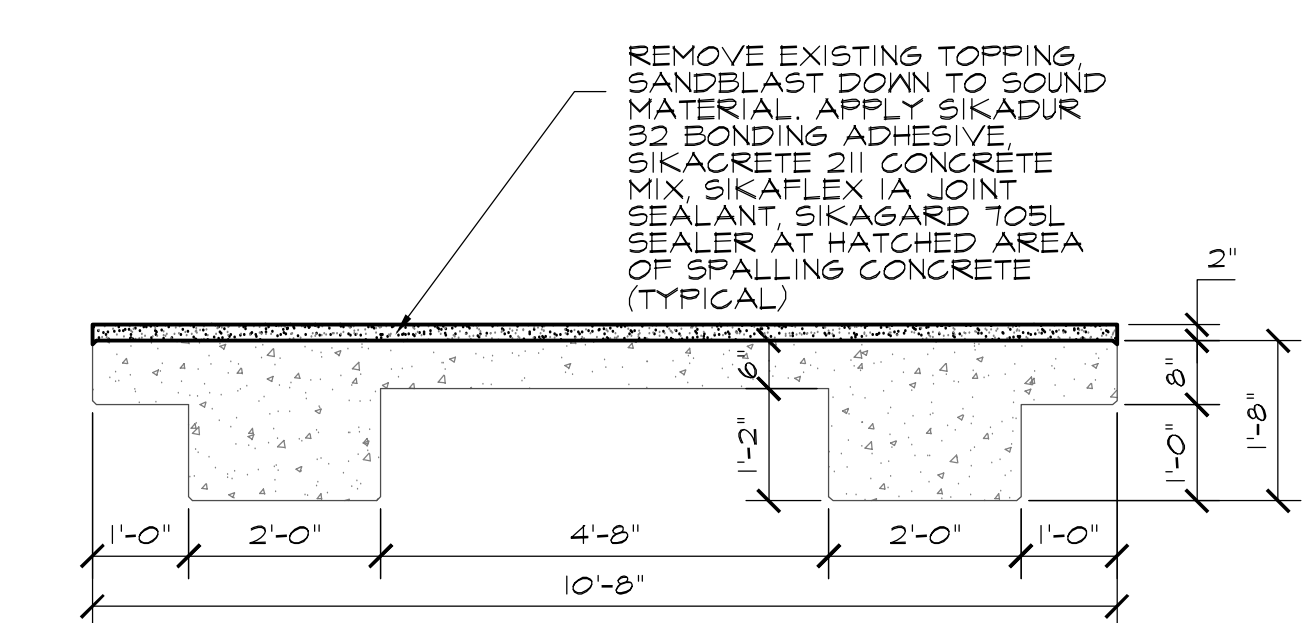
**2 SOUTH ELEVATION**  
 A-1 SCALE: 1/4" = 1'-0"



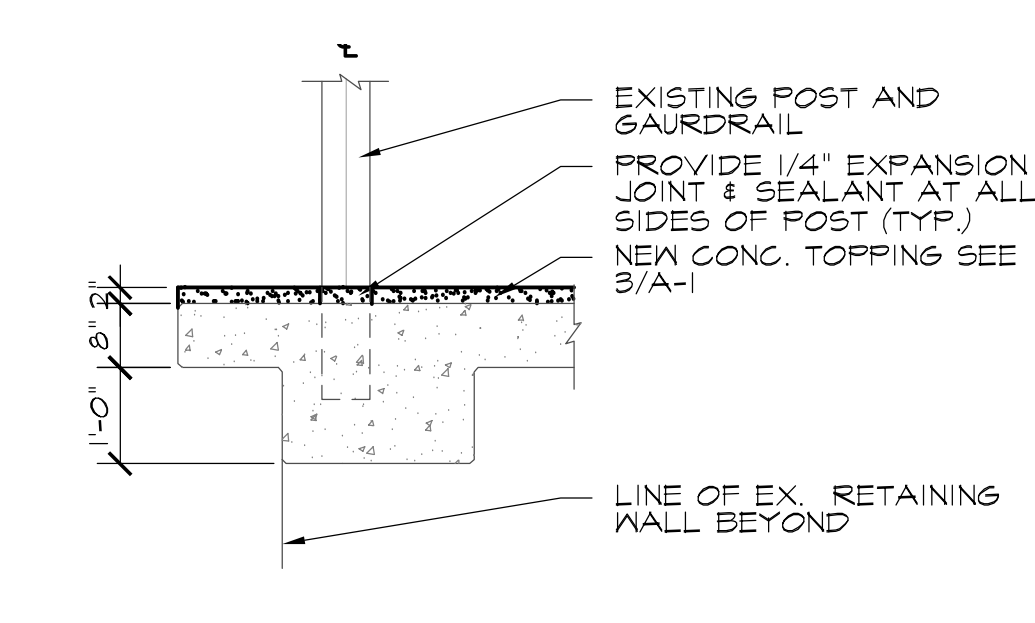
**NORTH PARTIAL REPAIRS FIRST FLOOR PLAN**  
 SCALE: 1/4" = 1'-0"



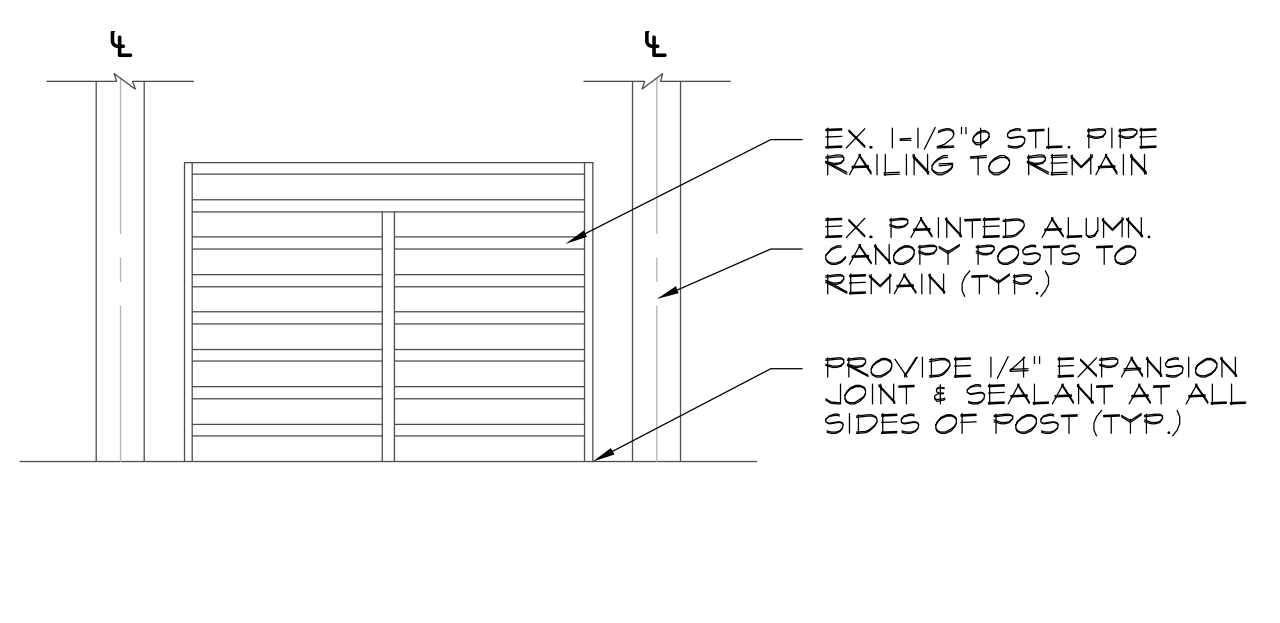
**NORTH PARTIAL REPAIRS FOUNDATION PLAN**  
 SCALE: 1/4" = 1'-0"



**3 FOUNDATION DETAIL**  
 A-1 SCALE: 1/2" = 1'-0"



**4 GAURDRAIL DETAIL**  
 A-1 SCALE: 1/2" = 1'-0"



**5 GAURDRAIL DETAIL**  
 A-1 SCALE: 1/2" = 1'-0"

**GENERAL NOTE:**  
 CONTRACTOR TO PROVIDE PRODUCTS INDICATED BY SIK-A OR ARCHITECT APPROVED EQUIVALENT.

**ROBERT JURIS & ASSOCIATES ARCHITECTS, LTD.**  
 PROFESSIONAL DESIGN FIRM REGISTRATION  
 STATE OF ILLINOIS CORPORATE LICENSE #184-000167  
 THIS IS TO CERTIFY THAT THESE DRAWINGS HAVE BEEN PREPARED UNDER MY SUPERVISION AND TO THE BEST OF MY KNOWLEDGE CONFORM TO THE BUILDING CODES AND ORDINANCES OF THE VILLAGE OF ORLAND PARK, COOK COUNTY, AND THE STATE OF ILLINOIS.  
 THIS CERTIFICATION APPLIES ONLY TO THE DOCUMENTS OR PORTIONS THEREOF UPON WHICH THE ARCHITECT'S SEAL APPEARS.  
 ARCHITECT'S SIGNATURE: [Signature] DATE: 09/09/2013  
 MY CURRENT LICENSE EXPIRES ON 11/30/2014.

**WARNING!!!**  
 Unauthorized use or copying of these Plans, Drawings and/or the Designs they depict infringes rights under the Copyright Act. Copyright Infringers face penalties of up to \$20,000 per work infringed and up to \$100,000 per work infringed willfully.  
 © 2013 Robert Juris and Associates Architects, Ltd.

**NOTE: BUILDING DEPARTMENT**  
 These documents (plans & specifications) are valid for permits only when the architect's original seal and signature appears and is affixed, and unless otherwise provided in writing, are intended as a permit submittal for one (1) building only.  
 © 2013 Robert Juris and Associates Architects, Ltd.

DATE: 09/09/2013  
 STATE OF ILLINOIS  
 ROBERT L. JURIS  
 001-010993  
 LICENSED ARCHITECT  
 EXPIRES 11/30/2014  
 SIGNATURE: [Signature]

**EXISTING PEDESTRIAN BRIDGE REPAIR**  
**VILLAGE OF ORLAND PARK**  
 14700 RAVINIA AVENUE  
 ORLAND PARK, IL 60462

Drawing Title: 13020\_BASE.DWG  
**ELEVATIONS, DEMO FIRST FLOOR PLAN, DEMO FOUNDATION PLAN, & DETAILS**

© 2013 Robert Juris and Associates Architects, Ltd.  
 These plans are protected under the copyright laws of the United States and foreign countries, and are to be used only for the construction and repair and remodeling of the structure or structures defined in the contract between the Architect and the Owner. Any use of these plans to construct, remodel or repair additional structures constitutes a violation of the Architect's copyright of these plans and is prohibited.

north arrow GRAPHIC SCALE: Note: This original document was created with the below graphic scale at full size, (i.e. 1" = 1'). The user assumes responsibility to verify if reproduction of this document has been enlarged or reduced from original.  
 Project No. 13020  
 Drawn By BAL  
 Drawn By NCK  
 Checked By RLJ

Drawing A-1 of TWO



**GENERAL NOTES AND SPECIFICATIONS**

**BIDDING REQUIREMENTS** - See The Village of Orland Park's Bidding Requirements under separate cover.

**CONDITIONS OF THE CONTRACT** - See The Village of Orland Park's Conditions of the Contract under separate cover.

**I.0 SUMMARY OF THE WORK**

A. The general scope of this work is to repair the existing pedestrian bridge located at the Orland Park Village Center at 14750 Ravinia Drive in Orland Park, Illinois. The work will include, but is not necessarily limited to: selective partial demolition work of the existing bridge and replacement with new as show on the Bid Documents.  
B. Cooperate and coordinate all scheduling of work with the Building Manager/Owner in order to minimize conflicts and to facilitate full normal office operations. Schedule the work to accommodate these operations and provide all necessary enclosures, protections, temporary partitions and entrances, security, etc. to meet the Owner's requirements.

**I.1 GENERAL REQUIREMENTS**

A. General contractor's duties:  
1. Provide and pay for all labor, materials, tools, machinery, equipment, utilities, temporary facilities, permits, licenses, fees, bonds, insurance and services as necessary for proper execution and timely completion of the work.  
2. Comply with all codes, ordinances, rules, regulations, codes and other legal requirements of public authorities, which bear on performance of work.  
3. Project coordination:  
a. Coordinate and supervise work of all employees and subcontractors to assure proper performance of work and compliance with schedules.  
b. Resolve questions/conflicts which may arise. Consult with Architect to interpret the Contract Documents.  
c. Process Shop Drawings. Review for compliance with Contract Documents prior to submittal to the Architect.  
d. Schedule and administer regular Project meetings with the Owner, Architect and any necessary subcontractors/suppliers on a regular basis but at intervals not exceeding 14 days. The General Contractor shall be responsible for maintaining minutes of these meetings and distribution afterwards of minutes to all major parties involved.  
e. Schedule the Work so that any work that will disrupt existing tenants be performed after building hours. This work shall be scheduled and arranged with the Property Manager.  
f. The General Contractor shall update and distribute the Construction Schedule at least prior to each construction coordination meeting, but not to exceed intervals of 14 days.  
4. Maintain existing & new construction in a structurally safe & stable condition at all times.  
5. Field check & verify all dimensions as work progresses reporting any discrepancies to the Architect immediately.  
6. Provide construction aids, temporary enclosures and barriers as required to facilitate execution of work and to provide protection of work as well as all construction personnel, passersby and existing facilities and landscaping. Contractor is responsible for the protection of all existing property, including existing wall/floor/etc. finishes, and traffic routes used by trades. Repair or replacement of any property damaged during construction is the sole responsibility of the Contractor.  
7. Provide & maintain all access roads and parking areas required by construction. Control & supervise all construction traffic. Maintain roads and parking areas in a clean condition. Maintain access for emergency vehicles at all times. Keep fire hydrants and water control valves free from obstruction.  
8. Provide, initiate & maintain effective dust control, water control, pollution control, erosion control, fire prevention, and project security programs throughout the construction period. Provide protection from welding. Protect against the weather, fire, theft, vandalism & injury.  
9. All materials shall be new and of the highest quality.  
10. All work by the General Contractor, sub-contractors and suppliers shall be performed by skilled tradespersons.  
11. Incorporate all materials and equipment into the work in accord with all applicable standards, specifications, manufacturer's instructions and the Contract Documents. Separate all dissimilar metals.  
12. Maintain all premises free from debris. The owner's dumpsters will not be available for use during construction by the Contractors. Assume responsibility for final cleaning of all interior and exterior finished surfaces and fixtures. This cleaning shall include all final cleaning of all interior finished surfaces at the completion of the Construction Project, just prior to beneficial occupancy.  
13. Compile information on the operation and maintenance of all products and equipment.  
14. Coordinate all cutting and patching. Install all bracing, reinforcing, etc., necessary to maintain building structural integrity. Repair and restore all areas and finishes to original condition.  
15. Maintain project record documents including Contract Drawings, reviewed and stamped Shop Drawings, Change Orders, Field Change Authorizations, other modifications to the Contract and field test records. Provide one (1) complete set of blue-line prints to the Architect at the end of the Project which have been kept by the General Contractors Field superintendent and which have been continuously updated during the course of construction indicating minor changes in the work by the General Contractor's Field superintendent using a red ink pen. The changes shall include, but not necessarily limited to revised partition locations, dimensions, equipment, electrical and mechanical devices, light fixture locations, etc.  
16. General Contractor to submit standard AIA Certificates of Payment and an Itemized Sworn Statement not more frequently than once monthly with waivers of lien from all Contractors and major suppliers.  
17. All changes must be authorized by the Architect on standard Change Order forms prior to commencement of the affected work.  
18. Completion of the work:  
a. When the General Contractor considers that the work or portions thereof which the Owner agrees to accept separately, is substantially complete, the Contractor shall prepare a punchlist with the assistance of the Architect and Owner and distribute to all subcontractors. When these punchlist items are determined by the Architect to be substantially complete, he will issue a Certificate of Substantial Completion. Upon substantial completion of the work or designated portion thereof, and upon application by the Contractor, the Owner shall make payment, reflecting adjustment in retainage, if any, for such work or portions thereof as provided in the Contract Documents.  
b. Submit all guarantees, operating instructions, keys and final waivers at final payout.

**I.2 GENERAL NOTES**

A. These are suggested minimum specifications (subcontractors shall verify with the General Contractor if these specifications are exceeded or changed).  
B. All work shall be performed in accordance with all applicable local, state and national codes and ordinances and all authorities having jurisdiction.  
C. All dimensions on the floor plans are nominal dimensions and are from the finished faces of masonry and concrete materials.  
D. The General Contractor and all subcontractors shall verify all dimensions and conditions before proceeding with work and notify superintendent at once of any discrepancies prior to commencing work.  
E. On-site verification of all dimensions and conditions shall be the responsibility of each subcontractor.  
F. The Architect shall not have control or charge of, and shall not be responsible for construction means, methods, techniques, sequences or procedures, or for safety precautions and programs in connection with the work, or for the acts or omissions of the Contractor, Sub-contractors, or any other persons performing any of the work or for the failure of any of them to carry out the work in accordance with the intent of the contractor documents. The Architect shall not be responsible for Structural Work and Scaffolding Acts.  
G. Contractor shall provide adequate bracing and/or shoring to insure structural stability of building during construction.

**I.3 GENERAL STRUCTURAL NOTES**

A. Allowable unit stresses and loading are in accordance with the applicable local building code(s)/current edition(s).  
B. Requirements and design data shall be followed entirely regardless whether they are given by both the specifications and drawings or either one only.  
C. Shop drawings prepared by the contractors, suppliers, etc. shall be reviewed by the Architect and/or the Structural Engineer only for conformance with design concept. One reproducible set and four blue-line prints of shop drawings shall be submitted for review. No work shall be started without such review. Before submittal to the architect, shop drawings shall be reviewed by the General Contractor and shall be stamped by him.  
D. Contractors to assume full responsibility supervision or periodic observation of construction for:  
1. Compliance with the contract documents  
2. For dimensions to be confirmed and correlated on the job site and between individual drawings or sets of drawings.  
3. For fabrication processes and construction techniques. (including excavation shoring, scaffolding, bracing, erection, formwork, etc.)  
4. For coordination of the various trades.  
5. For safe conditions on the job site.

E. Unless otherwise noted all details, sections and notes on the drawings are intended to be typical for similar situations elsewhere.  
F. The information contained on the structural drawings is in itself incomplete and void unless used in conjunction with all the contract documents and with all the specifications, trade practices, or applicable standards, codes, etc. Incorporated therein by reference which the contractor certifies knowledge of by signing the contract.  
G. The General Contractor shall be responsible for coordinating the structural drawings with architectural, mechanical and electrical drawings for location and placement of all inserts, hangers, sleeves, ductwork, openings, etc. that are required by the work and/or equipment, etc.  
H. Adequacy of temporary shoring and other temporary shoring and other temporary support devices are the responsibility of the contractor. However, basic procedures, which shall be developed by the Contractor, must be approved before construction may commence.  
I. If conditions arise that are at variance with or have not been anticipated by these drawings, such conditions shall be reported to the architect immediately. Work shall not progress until written permission from the owner is obtained.

**I.4 MATERIALS & WORKMANSHIP**

A. All work shall be performed in a neat workmanlike manner.  
B. Each subcontractor shall include labor, materials, tools, equipment, etc., for the complete construction of work indicated and specified by both the drawings and specifications, unless other written arrangements are made between the Contractor and the Owner.  
C. Materials as specified on drawings shall be used. Substitutions of materials will not be allowed without the written consent of the Owner and notification of the Architect.  
D. Each Sub-contractor shall remove and replace at his own cost, any defects or other faults in his workmanship and/or material.  
E. Each subcontractor is to clean up debris inside and outside the building site which has been caused by his work and place in a dumpster provided by the General Contractor.  
F. All material finishes and styles including but not limited to sealants, face brick, concrete copings, etc. not necessarily specified on the drawings shall be submitted to and approved by the Architect.

**DIVISION 2 - EXCAVATION, DRAINAGE & SITE WORK (NOT USED)**

**DIVISION 3 - CONCRETE (NOT USED)**

**DIVISION 4 - MASONRY (NOT USED)**

**DIVISION 5 - METALS (NOT USED)**

**DIVISION 6 - WOOD & PLASTICS (NOT USED)**

**DIVISION 7 - THERMAL & MOISTURE PROTECTION (NOT USED)**

**DIVISION 8 - DOORS, WINDOWS, HARDWARE and GLAZING (NOT USED)**

**DIVISION 9 - FINISHES (NOT USED)**

**END OF SPECIFICATIONS**

**RA**  
**ROBERT JURIS & ASSOCIATES**  
ARCHITECTS, LTD.  
Member American Institute of Architects  
10189 LINCOLN HIGHWAY  
FRANKFORD, ILLINOIS 60423  
(815)806-0148  
(815)806-0149 FAX  
WEBSITE: www.rjarchitects.com  
PROFESSIONAL DESIGN FIRM REGISTRATION:  
STATE OF ILLINOIS CORPORATE LICENSE #184-000167



**ELECTRONIC FILE WARNING**

Errors may occur in transmission of electronic files. Robert Juris & Associates, Ltd. is not responsible for any claims, damages or expenses arising out of the use of the information contained in electronic files.

Electronic files may not accurately reflect the final design conditions. It is the responsibility of the user to verify conditions. It is the responsibility of the user to verify all layouts, dimensions, and other related information.


I	ISSUE FOR BIDDING	04/04/2013
---	-------------------	------------

No.	Issues & Revisions	Date
-----	--------------------	------

Project

**EXISTING PEDESTRIAN BRIDGE REPAIR**  
**VILLAGE OF ORLAND PARK**  
**14700 RAVINIA AVENUE**  
**ORLAND PARK, IL 60462**

Drawing Title 13020\_BASE.DWG

**GENERAL NOTES AND SPECIFICATIONS**

© 2013 Robert Juris and Associates Architects, Ltd.

These plans are protected under the copyright laws of the United States and foreign countries, and are to be used only for the construction and repair and remodeling of the structure or structures defined in the contract between the Architect and the Owner. Any use of these plans to construct, remodel or repair additional structures constitutes a violation of the Architect's copyright of these plans and is prohibited.

north arrow GRAPHIC SCALE: Note: This original document was created with the below graphic scale at full size, (i.e. 1" = 1'). The user assumes responsibility to verify if reproduction of this document has been enlarged or reduced from original.

Project No.	13020	Drawing	<b>A-2</b> of TWO
Drawn By	BAL		
Drawn By	NCK		
Checked By	RLJ		

**WARNING!!!**  
Unauthorized use or copying of these Plans, Drawings and/or the Designs they depict infringes rights under the Copyright Act. Copyright infringers face penalties of up to \$20,000 per work infringed and up to \$100,000 per work infringed willfully.  
© 2013 Robert Juris and Associates Architects, Ltd.

**NOTE: BUILDING DEPARTMENT**  
These documents (plans & specifications) are valid for permits only when the architect's original seal and signature appears and is affixed, and unless otherwise provided in writing, are intended as a permit submittal for one (1) building only.  
© 2013 Robert Juris and Associates Architects, Ltd.

04/04/2013  
DATE  
  
ROBERT L. JURIS  
001-010983  
EXPIRES 12/31/2014  
SIGNATURE